



alpha architect

Prospectus

January 31, 2024

(as supplemented June 21, 2024)

Alpha Architect U.S. Quantitative Value ETF	Ticker Symbol: QVAL
Alpha Architect International Quantitative Value ETF	Ticker Symbol: IVAL
Alpha Architect U.S. Quantitative Momentum ETF	Ticker Symbol: QMOM
Alpha Architect International Quantitative Momentum ETF	Ticker Symbol: IMOM
Alpha Architect Value Momentum Trend ETF	Ticker Symbol: VMOT
Alpha Architect High Inflation and Deflation ETF	Ticker Symbol: HIDE

each of the above listed on The Nasdaq Stock Market®

Alpha Architect Tail Risk ETF	Ticker Symbol: CAOS
--------------------------------------	---------------------

listed on Cboe BZX Exchange, Inc.

These securities have not been approved or disapproved by the Securities and Exchange Commission nor has the Securities and Exchange Commission passed upon the accuracy or adequacy of this Prospectus. Any representation to the contrary is a criminal offense.

TABLE OF CONTENTS

	Page
ALPHA ARCHITECT U.S. QUANTITATIVE VALUE ETF	1
ALPHA ARCHITECT INTERNATIONAL QUANTITATIVE VALUE ETF	6
ALPHA ARCHITECT U.S. QUANTITATIVE MOMENTUM ETF	13
ALPHA ARCHITECT INTERNATIONAL QUANTITATIVE MOMENTUM ETF	18
ALPHA ARCHITECT VALUE MOMENTUM TREND ETF	24
ALPHA ARCHITECT HIGH INFLATION AND DEFLATION ETF	32
ALPHA ARCHITECT TAIL RISK ETF	40
ADDITIONAL INFORMATION ABOUT THE FUNDS	49
HOW ARE THE FUNDS DIFFERENT FROM MUTUAL FUNDS?	49
ADDITIONAL INFORMATION ABOUT THE FUNDS' INVESTMENT OBJECTIVES AND STRATEGIES	49
ADDITIONAL INFORMATION ABOUT THE FUNDS' RISKS	54
FUND MANAGEMENT	70
APPROVAL OF ADVISORY AND SUB-ADVISORY AGREEMENTS	73
PORTFOLIO MANAGERS	73
OTHER SERVICE PROVIDERS	75
THE EXCHANGE	75
BUYING AND SELLING FUND SHARES	75
BUYING AND SELLING SHARES ON THE SECONDARY MARKET	75
ACTIVE INVESTORS AND MARKET TIMING	77
DISTRIBUTION AND SERVICE PLAN	77
NET ASSET VALUE	77
FUND WEBSITE AND DISCLOSURE OF PORTFOLIO HOLDINGS	79
INVESTMENTS BY OTHER INVESTMENT COMPANIES	79
DIVIDENDS, DISTRIBUTIONS, AND TAXES	79
FINANCIAL HIGHLIGHTS	83

ALPHA ARCHITECT U.S. QUANTITATIVE VALUE ETF

Fund Summary

INVESTMENT OBJECTIVE

The Alpha Architect U.S. Quantitative Value ETF Fund (the “Fund”) seeks long-term capital appreciation.

FEES AND EXPENSES

This table describes the fees and expenses that you may pay if you buy, hold, and sell shares of the Fund (“Shares”). **You may also pay brokerage commissions on the purchase and sale of Shares, which are not reflected in the table and example below.**

ANNUAL FUND OPERATING EXPENSES (EXPENSES THAT YOU PAY EACH YEAR AS A PERCENTAGE OF THE VALUE OF YOUR INVESTMENT)

Management Fee ¹	0.29%
Distribution and/or Service (12b-1) Fees	0.00%
Other Expenses	0.00%
Total Annual Fund Operating Expenses:	<u>0.29%</u>

1. Management Fee has been restated to reflect current fee.

EXAMPLE

The following example is intended to help you compare the cost of investing in the Fund with the cost of investing in other funds. The example assumes that you invest \$10,000 for the time periods indicated and then redeem all of your Shares at the end of those periods. The example also assumes that the Fund provides a return of 5% a year and that operating expenses remain the same. You may also pay brokerage commissions on the purchase and sale of Shares, which are not reflected in the example. Although your actual costs may be higher or lower, based on these assumptions your costs would be:

One Year:	Three Years:	Five Years:	Ten Years:
\$30	\$93	\$163	\$368

PORTFOLIO TURNOVER

The Fund may pay transaction costs, including commissions when it buys and sells securities (or “turns over” its portfolio). A higher portfolio turnover rate may indicate higher transaction costs and may result in higher taxes when Shares are held in a taxable account. These costs, which are not reflected in annual fund operating expenses or in the example, affect the Fund’s performance. For the fiscal year ended September 30, 2023, the Fund’s portfolio turnover rate was 101% of the average value of its portfolio.

PRINCIPAL INVESTMENT STRATEGIES

The Fund’s Investment Strategy

The Fund is actively managed by Alpha Architect, LLC, the Fund’s investment sub-adviser (“Alpha Architect” or the “Sub-Adviser”). The Sub-Adviser manages the Fund using proprietary methodology developed by the parent company of the Adviser and Sub-Adviser, Empirical Finance, LLC, dba Alpha Architect.

The Sub-Adviser employs a multi-step, quantitative, rules-based methodology to identify a portfolio of approximately 50 to 200 undervalued U.S. equity securities with the potential for capital appreciation. A security is considered to be undervalued when it trades at a price below the price at which the Sub-Adviser believes it would trade if the market reflected all factors relating to the company’s worth.

The Sub-Adviser analyzes an initial universe of liquid stocks that principally trade on a U.S. exchange. Typically, the minimum market capitalization for the smallest-capitalization stocks in the initial universe is above \$1 billion.

The Sub-Adviser eliminates from the initial universe illiquid securities, real estate investment trusts, exchange-traded funds (ETFs), American Depositary Receipts, stocks of financial firms, and stocks of companies with less than twelve months of available financial data. The resulting universe is composed primarily of highly liquid, small-, mid- and large-cap stocks. The Sub-Adviser then employs proprietary screens, which evaluate among other things,

the firms' accounting practices, to eliminate firms that are potential "value traps." That is, these screens eliminate firms with, in the Sub-Adviser's view, negative characteristics. Those could include situations where firms appear to be experiencing financial distress or have manipulated accounting data. For example, the Sub-Adviser may seek to avoid firms that have large accruals (i.e., their net income greatly exceeds their free cash flow).

Next, the Sub-Adviser employs a value-driven approach to identify the cheapest companies based on a value-centric metric known as the "enterprise multiple," a firm's total enterprise value (TEV) divided by a firm's earnings before interest and taxes (EBIT, often referred to as operating income). While enterprise multiples are the focus of the Sub-Adviser's approach, the Sub-Adviser also incorporates information from other common value metrics, such as book-to-market, cash-flow to price, and earnings to price to identify the cheapest companies. Last, the Sub-Adviser employs an ensemble of quality screens, which consider metrics like current profitability, stability, and recent operational improvements, to select the top 50 to 200 stocks from the cheapest stocks.

As of September 30, 2023, the Fund had significant exposures to the following sectors: Energy (38.7%), Consumer Discretionary (27.2%), and Industrials (17.8%).

The Sub-Adviser will reallocate the Fund's portfolio on a periodic basis, generally each month.

The Fund may also invest up to 20% of its assets in cash and cash equivalents, other investment companies, as well as securities and other instruments.

PRINCIPAL RISKS

An investment in the Fund involves risk, including those described below. *There is no assurance that the Fund will achieve its investment objective.* An investor may lose money by investing in the Fund. An investment in the Fund is not a bank deposit and is not insured or guaranteed by the FDIC or any government agency.

Value Style Investing Risk. A value stock may not increase in price if other investors fail to recognize the company's value and bid up the price, or the markets favor faster-growing companies. Cyclical stocks in which the Fund may invest tend to lose value more quickly in periods of anticipated economic downturns than non-cyclical stocks. Companies that may be considered out of favor, particularly companies emerging from bankruptcy, may tend to lose value more quickly in periods of anticipated economic downturns, may have difficulty retaining customers and suppliers and, during economic downturns, may have difficulty paying their debt obligations or finding additional financing.

Quantitative Security Selection Risk. Data for some companies may be less available and/or less current than data for companies in other markets. The Sub-Adviser uses a quantitative model, and its processes could be adversely affected if erroneous or outdated data is utilized. In addition, securities selected using the quantitative model could perform differently from the financial markets as a whole because of the characteristics used in the analysis, the weight placed on each characteristic and changes in the characteristic's historical trends.

Equity Investing Risk. An investment in the Fund involves risks similar to those of investing in any fund holding equity securities, such as market fluctuations, changes in interest rates and perceived trends in stock prices. The values of equity securities could decline generally or could underperform other investments. In addition, securities may decline in value due to factors affecting a specific issuer, market or securities markets generally.

Investment Risk. When you sell your Shares of the Fund, they could be worth less than what you paid for them. Therefore, you may lose money by investing in the Fund.

Large-Capitalization Companies Risk. Large-capitalization companies may trail the returns of the overall stock market. Large-capitalization stocks tend to go through cycles of doing better - or worse - than the stock market in general. These periods have, in the past, lasted for as long as several years. Larger, more established companies may be slow to respond to challenges and may grow more slowly than smaller companies.

Small- and Mid-Capitalization Company Risk. Investing in securities of small- and mid-capitalization companies involves greater risk than customarily is associated with investing in larger, more established companies. These companies' securities may be more volatile and less liquid than those of more established companies. Often small- and mid-capitalization companies and the industries in which they focus are still evolving and, as a result, they may be more sensitive to changing market conditions.

Management Risk. The Fund is actively managed and may not meet its investment objective based on the Sub-Adviser's success or failure to implement investment strategies for the Fund.

Sector Risk. Companies with similar characteristics may be grouped together in broad categories called sectors. A certain sector may underperform other sectors or the market as a whole. As the Sub-Adviser allocates more of the Fund's portfolio holdings to a particular sector, the Fund's performance will be more susceptible to any economic, business or other developments which generally affect that sector.

- *Consumer Discretionary Sector Risk.* Companies engaged in the design, production or distribution of products or services for the consumer discretionary sector are subject to the risk that their products or services may become obsolete quickly. The success of these companies can depend heavily on disposable household income and consumer spending. During periods of an expanding economy, the consumer discretionary sector may outperform the consumer staples sector, but may underperform when economic conditions worsen.
- *Energy Sector Risk.* The market value of securities in the energy sector may decline for many reasons including, fluctuations in energy prices and supply and demand of energy fuels caused by geopolitical events, the success of exploration projects, weather or meteorological events, taxes, increased governmental or environmental regulation, resource depletion, rising interest rates, declines in domestic or foreign production, accidents or catastrophic events that result in injury, loss of life or property, pollution or other environmental damage claims, terrorist threats or attacks, among other factors. Markets for various energy-related commodities can have significant volatility and are subject to control or manipulation by large producers or purchasers. Companies in the energy sector may need to make substantial expenditures, and may incur significant amounts of debt, to maintain or expand their reserves through exploration of new sources of supply, through the development of existing sources, through acquisitions, or through long-term contracts to acquire reserves. Factors adversely affecting producers, refiners, distributors, or others in the energy sector may adversely affect companies that service or supply those entities, either because demand for those services or products is curtailed, or those services or products come under price pressure. Issuers in the energy sector may also be impacted by changing investor and consumer preferences arising from the sector's potential exposure to sustainability and environmental concerns.
- *Industrials Sector Risk.* The value of securities issued by companies in the industrials sector may be affected by supply and demand both for their specific products or services and for industrials sector products in general. The products of manufacturing companies may face obsolescence due to rapid technological developments and frequent new product introduction.

Geopolitical/Natural Disaster Risks. The Fund's investments are subject to geopolitical and natural disaster risks, such as war, terrorism, trade disputes, political or economic dysfunction within some nations, public health crises and related geopolitical events, as well as environmental disasters, epidemics and/or pandemics, which may add to instability in world economies and volatility in markets. The impact may be short-term or may last for extended periods.

Periodic Reallocation Risk. Because the Sub-Adviser will generally reallocate the Fund's portfolio on a periodic basis, generally each month, (i) the Fund's market exposure may be affected by significant market movements promptly following the periodic reconstitution that are not predictive of the market's performance for the subsequent period and (ii) changes to the Fund's market exposure may lag a significant change in the market's direction (up or down) by as long as a month if such changes first take effect promptly following the periodic reallocation. Such lags between market performance and changes to the Fund's exposure may result in significant underperformance relative to the broader equity or fixed income market.

High Portfolio Turnover Risk. The Fund's investment strategy may from time-to-time result in higher turnover rates. This may increase the Fund's brokerage commission costs, which could negatively impact the performance of the Fund. Rapid portfolio turnover also exposes shareholders to a higher current realization of short-term capital gains, distributions of which would generally be taxed to you as ordinary income and thus cause you to pay higher taxes.

ETF Risks.

- *Authorized Participants, Market Makers and Liquidity Providers Concentration Risk.* The Fund has a limited number of financial institutions that may act as Authorized Participants ("APs"). In addition, there may be a limited number of market makers and/or liquidity providers in the marketplace. To the extent either of the following events occur, Shares may trade at a material discount to NAV and possibly face delisting: (i) APs exit the business or otherwise become unable to process creation and/or redemption orders and no other APs step forward to perform these services, or (ii) market makers and/or liquidity

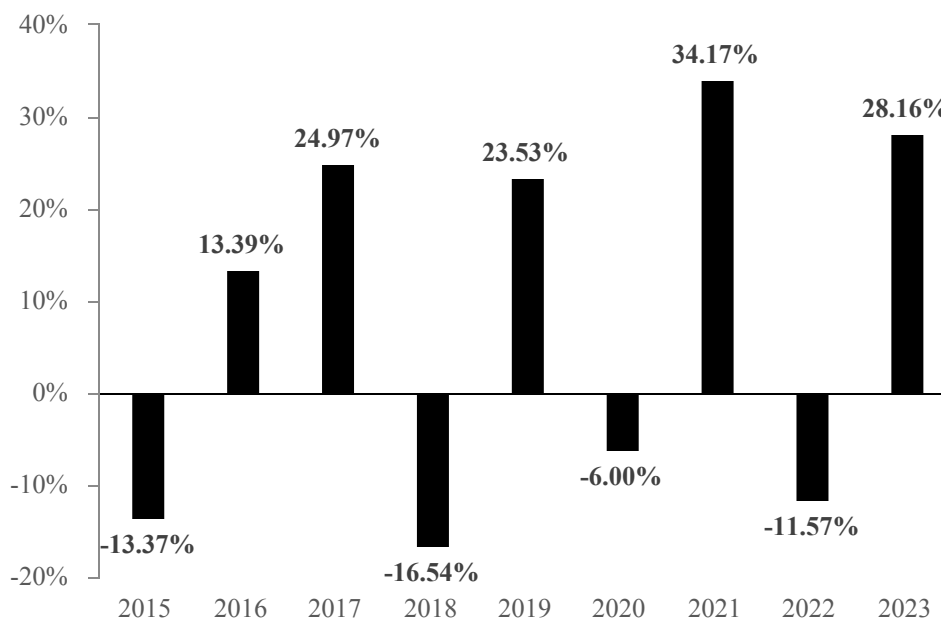
providers exit the business or significantly reduce their business activities and no other entities step forward to perform their functions.

- *Premium-Discount Risk.* The Shares may trade above or below their net asset value (“NAV”). The market prices of Shares will generally fluctuate in accordance with changes in NAV as well as the relative supply of, and demand for, Shares on The Nasdaq Stock Market, LLC (the “Exchange”) or other securities exchanges. The trading price of Shares may deviate significantly from NAV during periods of market volatility or limited trading activity in Shares. In addition, you may incur the cost of the “spread,” that is, any difference between the bid price and the ask price of the Shares.
- *Cost of Trading Risk.* Investors buying or selling Shares in the secondary market will pay brokerage commissions or other charges imposed by brokers as determined by that broker. Brokerage commissions are often a fixed amount and may be a significant proportional cost for investors seeking to buy or sell relatively small amounts of Shares.
- *Trading Risk.* Although the Shares are listed on the Exchange, there can be no assurance that an active or liquid trading market for them will develop or be maintained. In addition, trading in Shares on the Exchange may be halted. In stressed market conditions, the liquidity of Shares may begin to mirror the liquidity of its underlying portfolio holdings, which can be less liquid than Shares, potentially causing the market price of Shares to deviate from its NAV. The spread varies over time for Shares of the Fund based on the Fund’s trading volume and market liquidity and is generally lower if the Fund has high trading volume and market liquidity, and higher if the Fund has little trading volume and market liquidity (which is often the case for funds that are newly launched or small in size).

PERFORMANCE

The following information provides some indication of the risks of investing in the Fund. The bar chart shows the Fund’s performance for calendar years ended December 31. The table shows illustrates how the Fund’s average annual returns for one-year, five-year, and since inception periods compare with those of a broad measure of market performance. For the period February 1, 2017 through January 30, 2022, the Fund was passively-managed and the Fund sought to track the performance of a propriety index that was constructed in a manner substantially similar to the methodology used to manage the Fund. The Fund’s past performance, before and after taxes, is not necessarily an indication of how the Fund will perform in the future. Performance information is also available on the Fund’s website at www.alphaarchitect.com/funds or by calling the Fund at (215) 882-9983.

Calendar Year Total Returns as of December 31



During the period of time shown in the bar chart, the Fund's highest return for a calendar quarter was 24.47% (quarter ended June 30, 2020) and the Fund's lowest return for a calendar quarter was -40.26% (quarter ended March 31, 2020).

Average Annual Total Returns (for periods ended December 31, 2023)	1 Year	5 Years	Since Inception (10/21/14)
Return Before Taxes	28.16%	12.04%	7.09%
Return After Taxes on Distributions	27.56%	11.54%	6.68%
Return After Taxes on Distributions and Sale of Shares	17.00%	9.51%	5.61%
Solactive GBS U.S. 1000 Index (reflects no deduction for fees or expenses) ¹	26.11%	14.93%	11.49%

¹ Index assumes withholding taxes on dividends.

After-tax returns are calculated using the highest historical individual U.S. federal marginal income tax rates during the period covered by the table and do not reflect the impact of state and local taxes. Actual after-tax returns depend on your tax situation and may differ from those shown and are not relevant if you hold your shares through a tax-deferred arrangement, such as a 401(k) plan or an IRA.

The Solactive GBS U.S. 1000 Index is a broad-based index covering mid- to large-cap equity securities in the United States.

INVESTMENT ADVISER AND INVESTMENT SUB-ADVISER

Investment Adviser: Empowered Funds, LLC dba EA Advisers serves as the investment adviser of the Fund.

Investment Sub-Adviser: Alpha Architect, LLC serves as the sub-adviser of the Fund.

PORTFOLIO MANAGERS

Messrs. Wesley R. Gray and John Vogel are co-portfolio managers for the Fund. Messrs. Gray and Vogel have been primarily and jointly responsible for the day-to-day management of the Fund since 2022.

SUMMARY INFORMATION ABOUT PURCHASES, SALES, TAXES, AND FINANCIAL INTERMEDIARY COMPENSATION

PURCHASE AND SALE OF FUND SHARES

The Fund issues and redeems Shares on a continuous basis only in large blocks of Shares, typically 10,000 Shares, called "Creation Units," and only APs (typically, broker-dealers) may purchase or redeem Creation Units. Creation Units generally are issued and redeemed 'in-kind' for securities and partially in cash. Individual Shares may only be purchased and sold in secondary market transactions through brokers. Once created, individual Shares generally trade in the secondary market at market prices that change throughout the day. Market prices of Shares may be greater or less than their NAV. **Except when aggregated in Creation Units, the Fund's shares are not redeemable securities.**

TAX INFORMATION

The Fund's distributions generally are taxable to you as ordinary income, capital gain, or some combination of both, unless your investment is made through an IRA or other tax-advantaged account. However, subsequent withdrawals from such a tax-advantaged account may be subject to U.S. federal income tax. You should consult your own tax advisor about your specific tax situation.

PURCHASES THROUGH BROKER-DEALERS AND OTHER FINANCIAL INTERMEDIARIES

If you purchase Shares through a broker-dealer or other financial intermediary, the Fund and its related companies may pay the intermediary for the sale of Shares and related services. These payments may create a conflict of interest by influencing the broker-dealer or other intermediary and your salesperson to recommend Shares over another investment. Ask your salesperson or visit your financial intermediary's website for more information.

ALPHA ARCHITECT INTERNATIONAL QUANTITATIVE VALUE ETF

Fund Summary

INVESTMENT OBJECTIVE

The Alpha Architect International Quantitative Value ETF (the “Fund”) seeks long-term capital appreciation.

FEES AND EXPENSES

This table describes the fees and expenses that you may pay if you buy, hold, and sell shares of the Fund (“Shares”). **You may also pay brokerage commissions on the purchase and sale of Shares, which are not reflected in the table and example below.**

ANNUAL FUND OPERATING EXPENSES (EXPENSES THAT YOU PAY EACH YEAR AS A PERCENTAGE OF THE VALUE OF YOUR INVESTMENT)

Management Fee ¹	0.39%
Distribution and/or Service (12b-1) Fees	0.00%
Other Expenses	0.00%
Total Annual Fund Operating Expenses	0.39%

1. Management Fee has been restated to reflect current fee.

EXAMPLE

The following example is intended to help you compare the cost of investing in the Fund with the cost of investing in other funds. The example assumes that you invest \$10,000 for the time periods indicated and then redeem all of your Shares at the end of those periods. The example also assumes that the Fund provides a return of 5% a year and that operating expenses remain the same. You may also pay brokerage commissions on the purchase and sale of Shares, which are not reflected in the example. Although your actual costs may be higher or lower, based on these assumptions your costs would be:

One Year:	Three Years:	Five Years:	Ten Years:
\$40	\$125	\$219	\$493

PORTFOLIO TURNOVER

The Fund may pay transaction costs, including commissions when it buys and sells securities (or “turns over” its portfolio). A higher portfolio turnover rate may indicate higher transaction costs and may result in higher taxes when Shares are held in a taxable account. These costs, which are not reflected in annual fund operating expenses or in the example, affect the Fund’s performance. For the fiscal year ended September 30, 2023, the Fund’s portfolio turnover rate was 74% of the average value of its portfolio.

PRINCIPAL INVESTMENT STRATEGIES

The Fund’s Investment Strategy

The Fund is actively managed by Alpha Architect, LLC, the Fund’s investment sub-adviser (“Alpha Architect” or the “Sub-Adviser”). The Sub-Adviser manages the Fund using proprietary methodology developed by the parent company of the Adviser and Sub-Adviser, Empirical Finance, LLC, dba Alpha Architect.

The Sub-Adviser employs a multi-step, quantitative, rules-based methodology to identify a portfolio of approximately 50 to 200 undervalued international equity securities with the potential for capital appreciation. A security is considered to be undervalued when it trades at a price below the price at which the Sub-Adviser believes it would trade if the market reflected all factors relating to the company’s worth.

The Sub-Adviser analyzes an initial universe of liquid stocks that principally trade developed non-U.S. markets securities exchanges in countries included in the MSCI EAFE Index. Typically, the minimum market capitalization for the smallest-capitalization stocks in the initial universe is above \$1 billion.

The Sub-Adviser eliminates from the initial universe illiquid securities, real estate investment trusts, exchange-traded funds (ETFs), stocks of financial firms, and stocks of companies with less than twelve months of available financial data. The resulting universe is composed primarily of highly liquid, small-, mid- and large-cap stocks.

The Sub-Adviser then employs proprietary screens, which evaluate among other things, the firms' accounting practices, to eliminate firms that are potential "value traps." That is, these screens eliminate firms with, in the Sub-Adviser's view, negative characteristics. Those could include situations where firms appear to be experiencing financial distress or have manipulated accounting data. For example, we may seek to avoid firms that have large accruals (i.e., their net income greatly exceeds their free cash flow).

Next, the Sub-Adviser employs a value-driven approach to identify the cheapest companies based on a value-centric metric known as the "enterprise multiple," a firm's total enterprise value (TEV) divided by a firm's earnings before interest and taxes (EBIT, often referred to as operating income). While enterprise multiples are the focus of the Sub-Adviser's approach, the Sub-Adviser also incorporates information from other common value metrics, such as book-to-market, cash-flow to price, and earnings to price to identify the cheapest companies. Last, the Sub-Adviser employs an ensemble of quality screens, which consider metrics like current profitability, stability, and recent operational improvements, to select the top 50 to 200 stocks from the cheapest stocks.

As of September 30, 2023, the Fund had significant exposures to the following sectors: Consumer Discretionary (32.4%), Energy (22.7%), and Industrials (18.4%).

The Sub-Adviser will reallocate the Fund's portfolio on a periodic basis, generally each month.

The Fund may also invest up to 20% of its assets in cash and cash equivalents, other investment companies, as well as securities and other instruments.

PRINCIPAL RISKS

An investment in the Fund involves risks, including those described below. *There is no assurance that the Fund will achieve its investment objective.* An investor may lose money by investing in the Fund. An investment in the Fund is not a bank deposit and is not insured or guaranteed by the FDIC or any government agency.

Foreign Investment Risk. Returns on investments in foreign securities could be more volatile than, or trail the returns on, investments in U.S. securities. Investments in or exposures to foreign securities are subject to special risks, including risks associated with foreign securities generally, including differences in information available about issuers of securities and investor protection standards applicable in other jurisdictions; capital controls risks, including the risk of a foreign jurisdiction imposing restrictions on the ability to repatriate or transfer currency or other assets; currency risks; political, diplomatic and economic risks; regulatory risks; and foreign market and trading risks, including the costs of trading and risks of settlement in foreign jurisdictions.

- *Risks Related to Investing in Australia.* To the extent the Fund invests in Australian securities, it will be subject to risks related to investing in Australia. Investments in Australian issuers may subject the Fund to regulatory, political, currency, security, and economic risk specific to Australia. The Australian economy is heavily dependent on exports from the agricultural and mining sectors. This makes the Australian economy susceptible to fluctuations in the commodity markets. Australia is also dependent on trading with key trading partners.
- *Risks Related to Investing in Europe.* To the extent the Fund invests in European securities, it will be subject to risks related to investing in Europe. The economies and markets of European countries are often closely connected and interdependent, and events in one country in Europe can have an adverse impact on other European countries. The Fund makes investments in securities of issuers that are domiciled in, or have significant operations in, member countries of the European Union (the "EU") that are subject to economic and monetary controls that can adversely affect the Fund's investments. The European financial markets have experienced volatility and adverse trends in recent years and these events have adversely affected the exchange rate of the euro and may continue to significantly affect other European countries. Decreasing imports or exports, changes in governmental or EU regulations on trade, changes in the exchange rate of the euro, the default or threat of default by an EU member country on its sovereign debt, and/or an economic recession in an EU member country may have a significant adverse effect on the economies of EU member countries and their trading partners, including some or all of the European countries in which the Fund invests.

In addition, the United Kingdom resolved to leave the EU, an event commonly known as "Brexit." The United Kingdom officially left the EU on January 31, 2020. Although the UK and EU have made a trade agreement that was entered into force on May 1, 2021, certain post-EU arrangements were outside the scope of the negotiating mandate and remain unresolved and subject to further negotiation and agreement.

There remains significant market uncertainty regarding Brexit's ramifications, and the range of possible political, regulatory, economic and market outcomes are difficult to predict. The uncertainty surrounding the UK's economy, and its legal, political, and economic relationship with the remaining member states of the EU, may continue to be a source of instability and cause considerable disruption in securities markets, including increased volatility and illiquidity, as well as currency fluctuations in the British pound's exchange rate against the U.S. dollar.

- *Risks Related to Investing in Japan.* As of September 30, 2023, a significant portion of the Fund's assets was invested in Japanese securities. As a result, the Fund is subject to greater risks of adverse developments in Japan and/or the surrounding regions than a fund that is more broadly diversified geographically. Political, social or economic disruptions in Japan or the region, even in countries in which the Fund is not invested, may adversely affect the value of investments held by the Fund.

The Japanese economy may be subject to considerable degrees of economic, political and social instability, which could have a negative impact on Japanese securities. Since the year 2000, Japan's economic growth rate has remained relatively low and it may remain low in the future. In addition, Japan is subject to the risk of natural disasters, such as earthquakes, volcanoes, typhoons and tsunamis.

Additionally, decreasing U.S. imports, new trade regulations, changes in the U.S. dollar exchange rates, a recession in the United States or continued increases in foreclosure rates may have an adverse impact on the economy of Japan. Japan also has few natural resources, and any fluctuation or shortage in the commodity markets could have a negative impact on Japanese securities. In addition, Japan is subject to the risk of natural disasters, such as earthquakes, volcanic eruptions, typhoons and tsunamis, which could negatively affect the Funds' investment in Japan.

Sector Risk. Companies with similar characteristics may be grouped together in broad categories called sectors. A certain sector may underperform other sectors or the market as a whole. As the Sub-Adviser allocates more of the Fund's portfolio holdings to a particular sector, the Fund's performance will be more susceptible to any economic, business or other developments which generally affect that sector.

- *Consumer Discretionary Sector Risk.* Companies engaged in the design, production or distribution of products or services for the consumer discretionary sector are subject to the risk that their products or services may become obsolete quickly. The success of these companies can depend heavily on disposable household income and consumer spending. During periods of an expanding economy, the consumer discretionary sector may outperform the consumer staples sector, but may underperform when economic conditions worsen.
- *Energy Sector Risk.* The market value of securities in the energy sector may decline for many reasons including, fluctuations in energy prices and supply and demand of energy fuels caused by geopolitical events, the success of exploration projects, weather or meteorological events, taxes, increased governmental or environmental regulation, resource depletion, rising interest rates, declines in domestic or foreign production, accidents or catastrophic events that result in injury, loss of life or property, pollution or other environmental damage claims, terrorist threats or attacks, among other factors. Markets for various energy-related commodities can have significant volatility and are subject to control or manipulation by large producers or purchasers. Companies in the energy sector may need to make substantial expenditures, and may incur significant amounts of debt, to maintain or expand their reserves through exploration of new sources of supply, through the development of existing sources, through acquisitions, or through long-term contracts to acquire reserves. Factors adversely affecting producers, refiners, distributors, or others in the energy sector may adversely affect companies that service or supply those entities, either because demand for those services or products is curtailed, or those services or products come under price pressure. Issuers in the energy sector may also be impacted by changing investor and consumer preferences arising from the sector's potential exposure to sustainability and environmental concerns.
- *Industrials Sector Risk.* The value of securities issued by companies in the industrials sector may be affected by supply and demand both for their specific products or services and for industrials sector products in general. The products of manufacturing companies may face obsolescence due to rapid technological developments and frequent new product introduction.

Depository Receipts Risk. The risks of investments in depository receipts, including American Depository Receipts ("ADRs"), European Depository Receipts ("EDRs"), and Global Depository Receipts ("GDRs"), are substantially

similar to Foreign Investment Risk. In addition, depositary receipts may not track the price of the underlying foreign securities, and their value may change materially at times when the U.S. markets are not open for trading.

Value Style Investing Risk. A value stock may not increase in price if other investors fail to recognize the company's value and bid up the price or the markets favor faster-growing companies. Cyclical stocks in which the Fund may invest tend to lose value more quickly in periods of anticipated economic downturns than non-cyclical stocks. Companies that may be considered out of favor, particularly companies emerging from bankruptcy, may tend to lose value more quickly in periods of anticipated economic downturns, may have difficulty retaining customers and suppliers and, during economic downturns, may have difficulty paying their debt obligations or finding additional financing.

Quantitative Security Selection Risk. Data for some companies may be less available and/or less current than data for companies in other markets. The Sub-Adviser uses a quantitative model, and its processes could be adversely affected if erroneous or outdated data is utilized. In addition, securities selected using the quantitative model could perform differently from the financial markets as a whole as a result of the characteristics used in the analysis, the weight placed on each characteristic and changes in the characteristic's historical trends.

Equity Investing Risk. An investment in the Fund involves risks similar to those of investing in any fund holding equity securities, such as market fluctuations, changes in interest rates and perceived trends in stock prices. The values of equity securities could decline generally or could underperform other investments. In addition, securities may decline in value due to factors affecting a specific issuer, market, or securities markets generally.

Investment Risk. When you sell your Shares of the Fund, they could be worth less than what you paid for them. Therefore, you may lose money by investing in the Fund.

Large-Capitalization Companies Risk. Large-capitalization companies may trail the returns of the overall stock market. Large-capitalization stocks tend to go through cycles of doing better - or worse - than the stock market in general. These periods have, in the past, lasted for as long as several years. Larger, more established companies may be slow to respond to challenges and may grow more slowly than smaller companies.

Small- and Mid-Capitalization Company Risk. Investing in securities of small- and mid-capitalization companies involves greater risk than customarily is associated with investing in larger, more established companies. These companies' securities may be more volatile and less liquid than those of more established companies. Often small- and mid-capitalization companies and the industries in which they focus are still evolving and, as a result, they may be more sensitive to changing market conditions.

Management Risk. The Fund is actively managed and may not meet its investment objective based on the Sub-Adviser's success or failure to implement investment strategies for the Fund.

Geopolitical/Natural Disaster Risks. The Fund's investments are subject to geopolitical and natural disaster risks, such as war, terrorism, trade disputes, political or economic dysfunction within some nations, public health crises and related geopolitical events, as well as environmental disasters, epidemics and/or pandemics, which may add to instability in world economies and volatility in markets. The impact may be short-term or may last for extended periods.

Periodic Reallocation Risk. Because the Sub-Adviser will generally reallocate the Fund's portfolio on a periodic basis, generally each month, (i) the Fund's market exposure may be affected by significant market movements promptly following the periodic reconstitution that are not predictive of the market's performance for the subsequent period and (ii) changes to the Fund's market exposure may lag a significant change in the market's direction (up or down) by as long as a month if such changes first take effect promptly following the periodic reallocation. Such lags between market performance and changes to the Fund's exposure may result in significant underperformance relative to the broader equity or fixed income market.

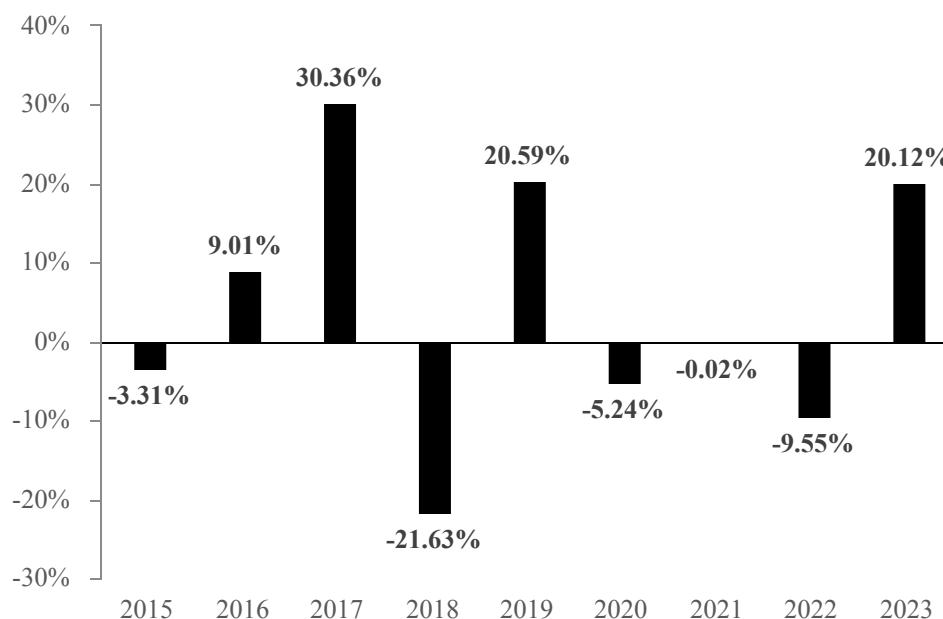
ETF Risks.

- *Authorized Participants, Market Makers and Liquidity Providers Concentration Risk.* The Fund has a limited number of financial institutions that may act as Authorized Participants (“APs”). In addition, there may be a limited number of market makers and/or liquidity providers in the marketplace. To the extent either of the following events occur, Shares may trade at a material discount to NAV and possibly face delisting: (i) APs exit the business or otherwise become unable to process creation and/or redemption orders and no other APs step forward to perform these services, or (ii) market makers and/or liquidity providers exit the business or significantly reduce their business activities and no other entities step forward to perform their functions.
- *Premium-Discount Risk.* The Shares may trade above or below their net asset value (“NAV”). The market prices of Shares will generally fluctuate in accordance with changes in NAV as well as the relative supply of, and demand for, Shares on The Nasdaq Stock Market, LLC (the “Exchange”) or other securities exchanges. The trading price of Shares may deviate significantly from NAV during periods of market volatility or limited trading activity in Shares. In addition, you may incur the cost of the “spread,” that is, any difference between the bid price and the ask price of the Shares. In addition, because securities held by the Fund may trade on foreign exchanges that are closed when its primary listing exchange is open, the Fund is likely to experience premiums and discounts greater than those of domestic ETFs.
- *Cost of Trading Risk.* Investors buying or selling Shares in the secondary market will pay brokerage commissions or other charges imposed by brokers as determined by that broker. Brokerage commissions are often a fixed amount and may be a significant proportional cost for investors seeking to buy or sell relatively small amounts of Shares.
- *Trading Risk.* Although the Shares are listed on the Exchange, there can be no assurance that an active or liquid trading market for them will develop or be maintained. In addition, trading in Shares on the Exchange may be halted. In stressed market conditions, the liquidity of Shares may begin to mirror the liquidity of its underlying portfolio holdings, which can be less liquid than Shares, potentially causing the market price of Shares to deviate from its NAV. The spread varies over time for Shares of the Fund based on the Fund’s trading volume and market liquidity and is generally lower if the Fund has high trading volume and market liquidity, and higher if the Fund has little trading volume and market liquidity (which is often the case for funds that are newly launched or small in size).

PERFORMANCE

The following information provides some indication of the risks of investing in the Fund. The bar chart shows the Fund's performance for calendar years ended December 31. The table shows illustrates how the Fund's average annual returns for one-year, five-year, and since inception periods compare with those of a broad measure of market performance. For the period February 1, 2017 through January 30, 2022, the Fund was passively-managed and the Fund sought to track the performance of a propriety index that was constructed in a manner substantially similar to the methodology used to manage the Fund. The Fund's past performance, before and after taxes, is not necessarily an indication of how the Fund will perform in the future. Performance information is also available on the Fund's website at www.alphaarchitect.com/funds or by calling the Fund at (215) 882-9983.

Calendar Year Total Returns as of December 31



During the period of time shown in the bar chart, the Fund's highest return for a calendar quarter was 17.39% (quarter ended December 31, 2022) and the Fund's lowest return for a calendar quarter was -28.77% (quarter ended March 31, 2020).

Average Annual Total Returns (for periods ended December 31, 2023)	1 Year	5 Years	Since Inception (12/16/14)
Return Before Taxes	20.12%	4.42%	3.45%
Return After Taxes on Distributions	18.92%	3.57%	2.84%
Return After Taxes on Distributions and Sale of Shares	13.16%	3.54%	2.83%
Solactive Developed Markets ex N.A. Large and Mid-Cap Index (reflects no deduction for fees or expense) ¹	17.91%	8.07%	5.43%

¹ Index assumes withholding taxes on dividends.

After-tax returns are calculated using the highest historical individual U.S. federal marginal income tax rates during the period covered by the table and do not reflect the impact of state and local taxes. Actual after-tax returns depend on your tax situation and may differ from those shown and are not relevant if you hold your shares through a tax-deferred arrangement, such as a 401(k) plan or an IRA.

The Solactive Developed Markets ex N.A. Large and Mid-Cap Index is a broad-based index covering mid- to large-cap equity securities in international, developed markets outside of North America.

INVESTMENT ADVISER AND INVESTMENT SUB-ADVISER

Investment Adviser: Empowered Funds, LLC dba EA Advisers serves as the investment adviser of the Fund.

Investment Sub-Adviser: Alpha Architect, LLC serves as the sub-adviser of the Fund.

PORTFOLIO MANAGERS

Messrs. Wesley R. Gray and John Vogel are co-portfolio managers for the Fund. Messrs. Gray and Vogel have been primarily and jointly responsible for the day-to-day management of the Fund since 2022.

SUMMARY INFORMATION ABOUT PURCHASES, SALES, TAXES, AND FINANCIAL INTERMEDIARY COMPENSATION

PURCHASE AND SALE OF FUND SHARES

The Fund issues and redeems Shares on a continuous basis only in large blocks of Shares, typically 25,000 Shares, called "Creation Units," and only APs (typically, broker-dealers) may purchase or redeem Creation Units. Creation Units generally are issued and redeemed 'in-kind' for securities and partially in cash. Individual Shares may only be purchased and sold in secondary market transactions through brokers. Once created, individual Shares generally trade in the secondary market at market prices that change throughout the day. Market prices of Shares may be greater or less than their NAV. **Except when aggregated in Creation Units, the Fund's shares are not redeemable securities.**

TAX INFORMATION

The Fund's distributions generally are taxable to you as ordinary income, capital gain, or some combination of both, unless your investment is made through an IRA or other tax-advantaged account. However, subsequent withdrawals from such a tax-advantaged account may be subject to U.S. federal income tax. You should consult your own tax advisor about your specific tax situation.

PURCHASES THROUGH BROKER-DEALERS AND OTHER FINANCIAL INTERMEDIARIES

If you purchase Shares through a broker-dealer or other financial intermediary, the Fund and its related companies may pay the intermediary for the sale of Shares and related services. These payments may create a conflict of interest by influencing the broker-dealer or other intermediary and your salesperson to recommend Shares over another investment. Ask your salesperson or visit your financial intermediary's website for more information.

ALPHA ARCHITECT U.S. QUANTITATIVE MOMENTUM ETF

Fund Summary

INVESTMENT OBJECTIVE

The Alpha Architect U.S. Quantitative Momentum ETF (the “Fund”) seeks long-term capital appreciation.

FEES AND EXPENSES

This table describes the fees and expenses that you may pay if you buy, hold, and sell shares of the Fund (“Shares”). **You may also pay brokerage commissions on the purchase and sale of Shares, which are not reflected in the table and example below.**

ANNUAL FUND OPERATING EXPENSES (EXPENSES THAT YOU PAY EACH YEAR AS A PERCENTAGE OF THE VALUE OF YOUR INVESTMENT)

Management Fee ¹	0.29%
Distribution and/or Service (12b-1) Fees	0.00%
Other Expenses	0.00%
Total Annual Fund Operating Expenses	<u>0.29%</u>

1. Management Fee has been restated to reflect current fee.

EXAMPLE

The following example is intended to help you compare the cost of investing in the Fund with the cost of investing in other funds. The example assumes that you invest \$10,000 for the time periods indicated and then redeem all of your Shares at the end of those periods. The example also assumes that the Fund provides a return of 5% a year and that operating expenses remain the same. You may also pay brokerage commissions on the purchase and sale of Shares, which are not reflected in the example. Although your actual costs may be higher or lower, based on these assumptions your costs would be:

One Year:	Three Years:	Five Years:	Ten Years:
\$30	\$93	\$163	\$368

PORTFOLIO TURNOVER

The Fund may pay transaction costs, including commissions when it buys and sells securities (or “turns over” its portfolio). A higher portfolio turnover rate may indicate higher transaction costs and may result in higher taxes when Shares are held in a taxable account. These costs, which are not reflected in annual fund operating expenses or in the example, affect the Fund’s performance. For the fiscal year ended September 30, 2023, the Fund’s portfolio turnover rate was 193% of the average value of its portfolio.

PRINCIPAL INVESTMENT STRATEGIES

The Fund’s Investment Strategy

The Fund is actively managed by Alpha Architect, LLC, the Fund’s investment sub-adviser (“Alpha Architect” or the “Sub-Adviser”). The Sub-Adviser manages the Fund using proprietary methodology developed by the parent company of the Adviser and Sub-Adviser, Empirical Finance, LLC, dba Alpha Architect.

The Sub-Adviser employs a multi-step, quantitative, rules-based methodology to identify a portfolio of approximately 50 to 200 equity securities with the highest relative momentum, as described below. A “momentum” style of investing emphasizes investing in securities that have had higher recent total return performance compared to other securities.

The Sub-Adviser analyzes an initial universe of liquid stocks that principally trade on a U.S. exchange. Typically, the minimum market capitalization for the smallest-capitalization stocks in the initial universe is above \$1 billion.

The Sub-Adviser eliminates from the initial universe illiquid securities, real estate investment trusts, exchange-traded funds (ETFs), American Depositary Receipts, and stocks of companies with less than twelve months of available financial data. The resulting universe is composed primarily of highly liquid, small-, mid- and large-cap stocks.

The Sub-Adviser then employs proprietary screens to eliminate companies with issues that may negatively impact their momentum. For example, the Sub-Adviser will generally eliminate companies that measure poorly on any of the following variables: (1) past six-month momentum (lower is bad), (2) past nine-month momentum (lower is bad), and (3) beta (higher is bad).

Next, the Sub-Adviser screens the remaining universe of companies to identify the companies with the highest cumulative return for the past 12 months, excluding the most recent month. Last, the Sub-Adviser employs an ensemble of momentum quality screens to identify which of the remaining companies has experienced the most consistent positive returns, as opposed to short-lived success during the 12-month period measured above. The Sub-Adviser then selects the top 50 to 200 momentum stocks.

As of September 30, 2023, the Fund had significant exposures to the following sectors: Consumer Discretionary (29.6%), Industrials (27.7%) and Information Technology (16.0%).

The Sub-Adviser will reallocate the Fund's portfolio on a periodic basis, generally each month.

The Fund may also invest up to 20% of its assets in cash and cash equivalents, other investment companies, as well as securities and other instruments.

PRINCIPAL RISKS

An investment in the Fund involves risk, including those described below. *There is no assurance that the Fund will achieve its investment objective.* An investor may lose money by investing in the Fund. An investment in the Fund is not a bank deposit and is not insured or guaranteed by the FDIC or any government agency.

Momentum Style Risk. Investing in or having exposure to securities with the highest relative momentum entails investing in securities that have had above-average recent returns. These securities may be more volatile than a broad cross-section of securities. Returns on securities that have previously exhibited momentum may be less than returns on other styles of investing or the overall stock market. Momentum can turn quickly and cause significant variation from other types of investments, and stocks that previously exhibited high momentum may not experience continued highest relative momentum. In addition, there may be periods when the momentum style is out of favor, and during which the investment performance of the Fund using a momentum strategy may suffer.

Quantitative Security Selection Risk. Data for some companies may be less available and/or less current than data for companies in other markets. The Sub-Adviser uses a quantitative model, and its processes could be adversely affected if erroneous or outdated data is utilized. In addition, securities selected using the quantitative model could perform differently from the financial markets as a whole as a result of the characteristics used in the analysis, the weight placed on each characteristic and changes in the characteristic's historical trends.

Equity Investing Risk. An investment in the Fund involves risks similar to those of investing in any fund holding equity securities, such as market fluctuations, changes in interest rates and perceived trends in stock prices. The values of equity securities could decline generally or could underperform other investments. In addition, securities may decline in value due to factors affecting a specific issuer, market or securities markets generally.

Sector Risk. Companies with similar characteristics may be grouped together in broad categories called sectors. A certain sector may underperform other sectors or the market as a whole. As the Sub-Adviser allocates more of the Fund's portfolio holdings to a particular sector, the Fund's performance will be more susceptible to any economic, business or other developments which generally affect that sector.

- *Consumer Discretionary Sector Risk.* Companies engaged in the design, production or distribution of products or services for the consumer discretionary sector are subject to the risk that their products or services may become obsolete quickly. The success of these companies can depend heavily on disposable household income and consumer spending. During periods of an expanding economy, the consumer discretionary sector may outperform the consumer staples sector, but may underperform when economic conditions worsen.
- *Industrials Sector Risk.* The value of securities issued by companies in the industrials sector may be affected by supply and demand both for their specific products or services and for industrials sector products in general. The products of manufacturing companies may face obsolescence due to rapid technological developments and frequent new product introduction.

- *Information Technology Sector Risk.* The Fund will have exposure to companies operating in the technology sector. Technology companies, including information technology companies, may have limited product lines, financial resources and/or personnel. Technology companies typically face intense competition and potentially rapid product obsolescence. They are also heavily dependent on intellectual property rights and may be adversely affected by the loss or impairment of those rights.

Investment Risk. When you sell your Shares of the Fund, they could be worth less than what you paid for them. Therefore, you may lose money by investing in the Fund.

Large-Capitalization Companies Risk. Large-capitalization companies may trail the returns of the overall stock market. Large-capitalization stocks tend to go through cycles of doing better - or worse - than the stock market in general. These periods have, in the past, lasted for as long as several years. Larger, more established companies may be slow to respond to challenges and may grow more slowly than smaller companies.

Small- and Mid-Capitalization Company Risk. Investing in securities of small- and mid-capitalization companies involves greater risk than customarily is associated with investing in larger, more established companies. These companies' securities may be more volatile and less liquid than those of more established companies. Often small- and mid-capitalization companies and the industries in which they focus are still evolving and, as a result, they may be more sensitive to changing market conditions.

Management Risk. The Fund is actively managed and may not meet its investment objective based on the Sub-Adviser's success or failure to implement investment strategies for the Fund.

Geopolitical/Natural Disaster Risks. The Fund's investments are subject to geopolitical and natural disaster risks, such as war, terrorism, trade disputes, political or economic dysfunction within some nations, public health crises and related geopolitical events, as well as environmental disasters, epidemics and/or pandemics, which may add to instability in world economies and volatility in markets. The impact may be short-term or may last for extended periods.

Periodic Reallocation Risk. Because the Sub-Adviser will generally reallocate the Fund's portfolio on a periodic basis, generally each month, (i) the Fund's market exposure may be affected by significant market movements promptly following the periodic reconstitution that are not predictive of the market's performance for the subsequent period and (ii) changes to the Fund's market exposure may lag a significant change in the market's direction (up or down) by as long as a month if such changes first take effect promptly following the periodic reallocation. Such lags between market performance and changes to the Fund's exposure may result in significant underperformance relative to the broader equity or fixed income market.

High Portfolio Turnover Risk. The Fund's investment strategy may from time-to-time result in higher turnover rates. This may increase the Fund's brokerage commission costs, which could negatively impact the performance of the Fund. Rapid portfolio turnover also exposes shareholders to a higher current realization of short-term capital gains, distributions of which would generally be taxed to you as ordinary income and thus cause you to pay higher taxes

ETF Risks.

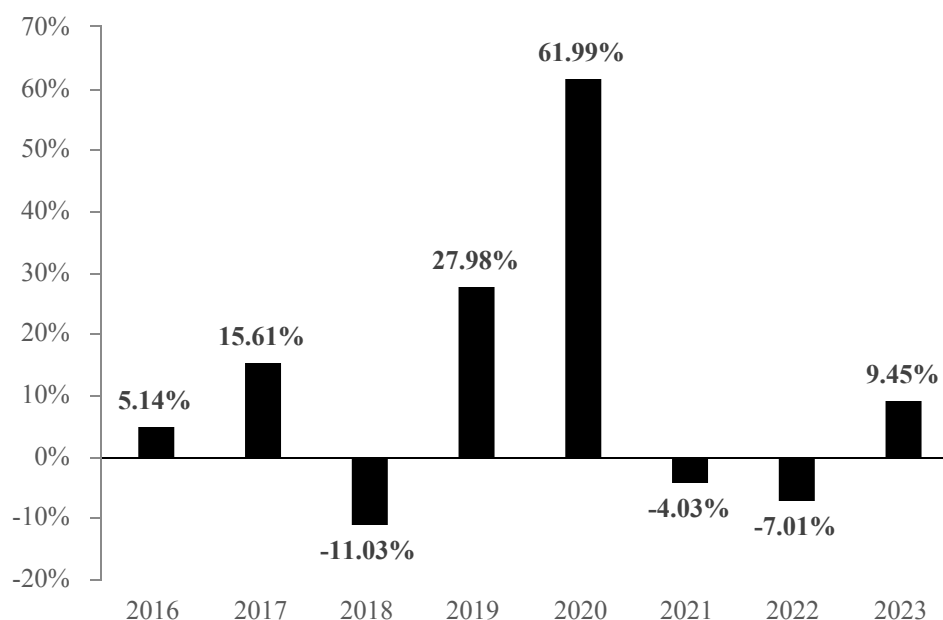
- *Authorized Participants, Market Makers and Liquidity Providers Concentration Risk.* The Fund has a limited number of financial institutions that may act as Authorized Participants ("APs"). In addition, there may be a limited number of market makers and/or liquidity providers in the marketplace. To the extent either of the following events occur, Shares may trade at a material discount to NAV and possibly face delisting: (i) APs exit the business or otherwise become unable to process creation and/or redemption orders and no other APs step forward to perform these services, or (ii) market makers and/or liquidity providers exit the business or significantly reduce their business activities and no other entities step forward to perform their functions.
- *Premium-Discount Risk.* The Shares may trade above or below their net asset value ("NAV"). The market prices of Shares will generally fluctuate in accordance with changes in NAV as well as the relative supply of, and demand for, Shares on The Nasdaq Stock Market, LLC (the "Exchange") or other securities exchanges. The trading price of Shares may deviate significantly from NAV during periods of market volatility or limited trading activity in Shares. In addition, you may incur the cost of the "spread," that is, any difference between the bid price and the ask price of the Shares.

- *Cost of Trading Risk.* Investors buying or selling Shares in the secondary market will pay brokerage commissions or other charges imposed by brokers as determined by that broker. Brokerage commissions are often a fixed amount and may be a significant proportional cost for investors seeking to buy or sell relatively small amounts of Shares.
- *Trading Risk.* Although the Shares are listed on the Exchange, there can be no assurance that an active or liquid trading market for them will develop or be maintained. In addition, trading in Shares on the Exchange may be halted. In stressed market conditions, the liquidity of Shares may begin to mirror the liquidity of its underlying portfolio holdings, which can be less liquid than Shares, potentially causing the market price of Shares to deviate from its NAV. The spread varies over time for Shares of the Fund based on the Fund’s trading volume and market liquidity and is generally lower if the Fund has high trading volume and market liquidity, and higher if the Fund has little trading volume and market liquidity (which is often the case for funds that are newly launched or small in size).

PERFORMANCE

The following information provides some indication of the risks of investing in the Fund. The bar chart shows the Fund’s performance for calendar years ended December 31. The table shows illustrates how the Fund’s average annual returns for one-year, five-year and since inception periods compare with those of a broad measure of market performance. For the period February 1, 2017 through January 30, 2022, the Fund was passively-managed and the Fund sought to track the performance of a propriety index that was constructed in a manner substantially similar to the methodology used to manage the Fund. The Fund’s past performance, before and after taxes, is not necessarily an indication of how the Fund will perform in the future. Performance information is also available on the Fund’s website at www.alphaarchitect.com/funds or by calling the Fund at (215) 882-9983.

Calendar Year Total Returns as of December 31



During the period of time shown in the bar chart, the Fund’s highest return for a calendar quarter was 36.45% (quarter ended June 30, 2020) and the Fund’s lowest return for a calendar quarter was -25.54% (quarter ended December 31, 2018).

Average Annual Total Returns (for periods ended December 31, 2023)	1 Year	5 Years	Since Inception (12/1/15)
Return Before Taxes	9.45%	15.15%	9.35%
Return After Taxes on Distributions	9.22%	15.01%	9.25%
Return After Taxes on Distributions and Sale of Shares	5.75%	12.22%	7.59%
Solactive GBS U.S. 1000 Index (reflects no deduction for fees or expenses) ¹	26.11%	14.93%	11.89%

¹ Index assumes withholding taxes on dividends.

After-tax returns are calculated using the highest historical individual U.S. federal marginal income tax rates during the period covered by the table and do not reflect the impact of state and local taxes. Actual after-tax returns depend on your tax situation and may differ from those shown and are not relevant if you hold your shares through a tax-deferred arrangement, such as a 401(k) plan or an IRA.

The Solactive GBS U.S. 1000 Index is a broad-based index covering mid- to large cap equity securities in the United States.

INVESTMENT ADVISER AND INVESTMENT SUB-ADVISER

Investment Adviser: Empowered Funds, LLC dba EA Advisers serves as the investment adviser of the Fund.

Investment Sub-Adviser: Alpha Architect, LLC serves as the sub-adviser of the Fund.

PORTFOLIO MANAGERS

Messrs. Wesley R. Gray and John Vogel are co-portfolio managers for the Fund. Messrs. Gray and Vogel have been primarily and jointly responsible for the day-to-day management of the Fund since 2022.

SUMMARY INFORMATION ABOUT PURCHASES, SALES, TAXES, AND FINANCIAL INTERMEDIARY COMPENSATION

PURCHASE AND SALE OF FUND SHARES

The Fund issues and redeems Shares on a continuous basis only in large blocks of Shares, typically 10,000 Shares, called "Creation Units," and only APs (typically, broker-dealers) may purchase or redeem Creation Units. Creation Units generally are issued and redeemed 'in-kind' for securities and partially in cash. Individual Shares may only be purchased and sold in secondary market transactions through brokers. Once created, individual Shares generally trade in the secondary market at market prices that change throughout the day. Market prices of Shares may be greater or less than their NAV. **Except when aggregated in Creation Units, the Fund's shares are not redeemable securities.**

TAX INFORMATION

The Fund's distributions generally are taxable to you as ordinary income, capital gain, or some combination of both, unless your investment is made through an IRA or other tax-advantaged account. However, subsequent withdrawals from such a tax-advantaged account may be subject to U.S. federal income tax. You should consult your own tax advisor about your specific tax situation.

PURCHASES THROUGH BROKER-DEALERS AND OTHER FINANCIAL INTERMEDIARIES

If you purchase Shares through a broker-dealer or other financial intermediary, the Fund and its related companies may pay the intermediary for the sale of Shares and related services. These payments may create a conflict of interest by influencing the broker-dealer or other intermediary and your salesperson to recommend Shares over another investment. Ask your salesperson or visit your financial intermediary's website for more information.

ALPHA ARCHITECT INTERNATIONAL QUANTITATIVE MOMENTUM ETF

Fund Summary

INVESTMENT OBJECTIVE

The Alpha Architect International Quantitative Momentum ETF (the “Fund”) seeks long-term capital appreciation.

FEES AND EXPENSES

This table describes the fees and expenses that you may pay if you buy, hold, and sell shares of the Fund (“Shares”). **You may also pay brokerage commissions on the purchase and sale of Shares, which are not reflected in the table and example below.**

ANNUAL FUND OPERATING EXPENSES (EXPENSES THAT YOU PAY EACH YEAR AS A PERCENTAGE OF THE VALUE OF YOUR INVESTMENT)

Management Fee ¹	0.39%
Distribution and/or Service (12b-1) Fees	0.00%
Other Expenses	0.00%
Total Annual Fund Operating Expenses	<u>0.39%</u>

1. Management Fee has been restated to reflect current fee.

EXAMPLE

The following example is intended to help you compare the cost of investing in the Fund with the cost of investing in other funds. The example assumes that you invest \$10,000 for the time periods indicated and then redeem all of your Shares at the end of those periods. The example also assumes that the Fund provides a return of 5% a year and that operating expenses remain the same. You may also pay brokerage commissions on the purchase and sale of Shares, which are not reflected in the example. Although your actual costs may be higher or lower, based on these assumptions your costs would be:

One Year:	Three Years:	Five Years:	Ten Years:
\$40	\$125	\$219	\$493

PORTFOLIO TURNOVER

The Fund may pay transaction costs, including commissions when it buys and sells securities (or “turns over” its portfolio). A higher portfolio turnover rate may indicate higher transaction costs and may result in higher taxes when Shares are held in a taxable account. These costs, which are not reflected in annual fund operating expenses or in the example, affect the Fund’s performance. For the fiscal year ended September 30, 2023, the Fund’s portfolio turnover rate was 140% of the average value of its portfolio.

PRINCIPAL INVESTMENT STRATEGIES

The Fund’s Investment Strategy

The Fund is actively managed by Alpha Architect, LLC, the Fund’s investment sub-adviser (“Alpha Architect” or the “Sub-Adviser”). The Sub-Adviser manages the Fund using proprietary methodology developed by the parent company of the Adviser and Sub-Adviser, Empirical Finance, LLC, dba Alpha Architect.

The Sub-Adviser employs a multi-step, quantitative, rules-based methodology to identify a portfolio of approximately 50 to 200 non-U.S. equity securities with the highest relative momentum, as described below. A “momentum” style of investing emphasizes investing in securities that have had higher recent total return performance compared to other securities.

The Sub-Adviser analyzes an initial universe of liquid stocks that principally trade on developed non-U.S. markets securities exchanges in countries included in the MSCI EAFE Index. Typically, the minimum market capitalization for the smallest-capitalization stocks in the initial universe is above \$1 billion.

The Sub-Adviser eliminates from the initial universe illiquid securities, real estate investment trusts, exchange-traded funds (ETFs), American Depositary Receipts, and stocks of companies with less than twelve months of

available financial data. The resulting universe is composed primarily of highly liquid, small-, mid- and large-cap stocks.

The Sub-Adviser then employs proprietary screens to eliminate companies with issues that may negatively impact their momentum. For example, the Sub-Adviser will generally eliminate companies that measure poorly on any of the following variables: (1) past six-month momentum (lower is bad), (2) past nine-month momentum (lower is bad), and (3) beta (higher is bad).

Next, the Sub-Adviser screens the remaining universe of companies to identify the companies with the highest cumulative return for the past 12 months, excluding the most recent month. Last, the Sub-Adviser employs an ensemble of momentum quality screens to identify which of the remaining companies has experienced the most consistent positive returns, as opposed to short-lived success during the 12-month period measured above. The Sub-Adviser then selects the top 50 to 200 momentum stocks.

As of September 30, 2023, the Fund had significant exposures to the following sectors: Financials (33.1%) and Consumer Discretionary (21.5%).

The Sub-Adviser will reallocate the Fund's portfolio on a periodic basis, generally each month.

The Fund may also invest up to 20% of its assets in cash and cash equivalents, other investment companies, as well as securities and other instruments.

PRINCIPAL RISKS

An investment in the Fund involves risks, including those described below. *There is no assurance that the Fund will achieve its investment objective.* An investor may lose money by investing in the Fund. An investment in the Fund is not a bank deposit and is not insured or guaranteed by the FDIC or any government agency.

Foreign Investment Risk. Returns on investments in foreign securities could be more volatile than, or trail the returns on, investments in U.S. securities. Investments in or exposures to foreign securities are subject to special risks, including risks associated with foreign securities generally, including differences in information available about issuers of securities and investor protection standards applicable in other jurisdictions; capital controls risks, including the risk of a foreign jurisdiction imposing restrictions on the ability to repatriate or transfer currency or other assets; currency risks; political, diplomatic and economic risks; regulatory risks; and foreign market and trading risks, including the costs of trading and risks of settlement in foreign jurisdictions.

- *Risks Related to Investing in Europe.* To the extent the Fund invests in European securities, it will be subject to risks related to investing in Europe. The economies and markets of European countries are often closely connected and interdependent, and events in one country in Europe can have an adverse impact on other European countries. The Fund makes investments in securities of issuers that are domiciled in, or have significant operations in, member countries of the European Union (the "EU") that are subject to economic and monetary controls that can adversely affect the Fund's investments. The European financial markets have experienced volatility and adverse trends in recent years and these events have adversely affected the exchange rate of the euro and may continue to significantly affect other European countries. Decreasing imports or exports, changes in governmental or EU regulations on trade, changes in the exchange rate of the euro, the default or threat of default by an EU member country on its sovereign debt, and/or an economic recession in an EU member country may have a significant adverse effect on the economies of EU member countries and their trading partners, including some or all of the European countries in which the Fund invests.

In addition, the United Kingdom resolved to leave the EU, an event commonly known as "Brexit." The United Kingdom officially left the EU on January 31, 2020. Although the UK and EU have made a trade agreement that was entered into force on May 1, 2021, certain post-EU arrangements were outside the scope of the negotiating mandate and remain unresolved and subject to further negotiation and agreement. There remains significant market uncertainty regarding Brexit's ramifications, and the range of possible political, regulatory, economic and market outcomes are difficult to predict. The uncertainty surrounding the UK's economy, and its legal, political, and economic relationship with the remaining member states of the EU, may continue to be a source of instability and cause considerable disruption in securities markets, including increased volatility and illiquidity, as well as currency fluctuations in the British pound's exchange rate against the U.S. dollar.

- *Risks Related to Investing in Japan.* To the extent the Fund invests Japanese securities, it will be subject to the risks related to investing in Japan. Political, social or economic disruptions in Japan or the region, even in countries in which the Fund is not invested, may adversely affect the value of investments held by the Fund.

The Japanese economy may be subject to considerable degrees of economic, political and social instability, which could have a negative impact on Japanese securities. Since the year 2000, Japan's economic growth rate has remained relatively low and it may remain low in the future. In addition, Japan is subject to the risk of natural disasters, such as earthquakes, volcanoes, typhoons and tsunamis.

Additionally, decreasing U.S. imports, new trade regulations, changes in the U.S. dollar exchange rates, a recession in the United States or continued increases in foreclosure rates may have an adverse impact on the economy of Japan. Japan also has few natural resources, and any fluctuation or shortage in the commodity markets could have a negative impact on Japanese securities. In addition, Japan is subject to the risk of natural disasters, such as earthquakes, volcanic eruptions, typhoons and tsunamis, which could negatively affect the Funds' investment in Japan.

Depository Receipts Risk. The risks of investments in depository receipts, including American Depository Receipts ("ADRs"), European Depository Receipts ("EDRs"), and Global Depository Receipts ("GDRs"), are substantially similar to Foreign Investment Risk. In addition, depository receipts may not track the price of the underlying foreign securities, and their value may change materially at times when the U.S. markets are not open for trading.

Momentum Style Risk. Investing in or having exposure to securities with the highest relative momentum entails investing in securities that have had above-average recent returns. These securities may be more volatile than a broad cross-section of securities. Returns on securities that have previously exhibited momentum may be less than returns on other styles of investing or the overall stock market. Momentum can turn quickly and cause significant variation from other types of investments, and stocks that previously exhibited high momentum may not experience continued highest relative momentum. In addition, there may be periods when the momentum style is out of favor, and during which the investment performance of the Fund using a momentum strategy may suffer.

Quantitative Security Selection Risk. Data for some companies may be less available and/or less current than data for companies in other markets. The Sub-Adviser uses a quantitative model, and its processes could be adversely affected if erroneous or outdated data is utilized. In addition, securities selected using the quantitative model could perform differently from the financial markets as a whole as a result of the characteristics used in the analysis, the weight placed on each characteristic and changes in the characteristic's historical trends.

Equity Investing Risk. An investment in the Fund involves risks similar to those of investing in any fund holding equity securities, such as market fluctuations, changes in interest rates and perceived trends in stock prices. The values of equity securities could decline generally or could underperform other investments. In addition, securities may decline in value due to factors affecting a specific issuer, market or securities markets generally.

Investment Risk. When you sell your Shares of the Fund, they could be worth less than what you paid for them. Therefore, you may lose money by investing in the Fund.

Large-Capitalization Companies Risk. Large-capitalization companies may trail the returns of the overall stock market. Large-capitalization stocks tend to go through cycles of doing better - or worse - than the stock market in general. These periods have, in the past, lasted for as long as several years. Larger, more established companies may be slow to respond to challenges and may grow more slowly than smaller companies.

Small- and Mid-Capitalization Company Risk. Investing in securities of small- and mid-capitalization companies involves greater risk than customarily is associated with investing in larger, more established companies. These companies' securities may be more volatile and less liquid than those of more established companies. Often small- and mid-capitalization companies and the industries in which they focus are still evolving and, as a result, they may be more sensitive to changing market conditions.

Sector Risk. Companies with similar characteristics may be grouped together in broad categories called sectors. A certain sector may underperform other sectors or the market as a whole. As the Sub-Adviser allocates more of the Fund's portfolio holdings to a particular sector, the Fund's performance will be more susceptible to any economic, business or other developments which generally affect that sector.

- *Consumer Discretionary Sector Risk.* Companies engaged in the design, production or distribution of products or services for the consumer discretionary sector are subject to the risk that their products or services may become obsolete quickly. The success of these companies can depend heavily on disposable household income and consumer spending. During periods of an expanding economy, the consumer discretionary sector may outperform the consumer staples sector, but may underperform when economic conditions worsen.
- *Financials Sector Risk.* The Fund has exposure to companies in the financials sector, and therefore, the Fund's performance could be negatively impacted by events affecting this sector. The financials sector includes, for example, banks and financial institutions providing mortgage and mortgage related services. This sector can be significantly affected by, among other things, changes in interest rates, government regulation, the rate of defaults on corporate, consumer and government debt, the availability and cost of capital, and fallout from the housing and sub-prime mortgage crisis.

Management Risk. The Fund is actively managed and may not meet its investment objective based on the Sub-Adviser's success or failure to implement investment strategies for the Fund.

Geopolitical/Natural Disaster Risks. The Fund's investments are subject to geopolitical and natural disaster risks, such as war, terrorism, trade disputes, political or economic dysfunction within some nations, public health crises and related geopolitical events, as well as environmental disasters, epidemics and/or pandemics, which may add to instability in world economies and volatility in markets. The impact may be short-term or may last for extended periods.

Periodic Reallocation Risk. Because the Sub-Adviser will generally reallocate the Fund's portfolio on a periodic basis, generally each month, (i) the Fund's market exposure may be affected by significant market movements promptly following the periodic reconstitution that are not predictive of the market's performance for the subsequent period and (ii) changes to the Fund's market exposure may lag a significant change in the market's direction (up or down) by as long as a month if such changes first take effect promptly following the periodic reallocation. Such lags between market performance and changes to the Fund's exposure may result in significant underperformance relative to the broader equity or fixed income market.

High Portfolio Turnover Risk. The Fund's investment strategy may from time-to-time result in higher turnover rates. This may increase the Fund's brokerage commission costs, which could negatively impact the performance of the Fund. Rapid portfolio turnover also exposes shareholders to a higher current realization of short-term capital gains, distributions of which would generally be taxed to you as ordinary income and thus cause you to pay higher taxes

ETF Risks.

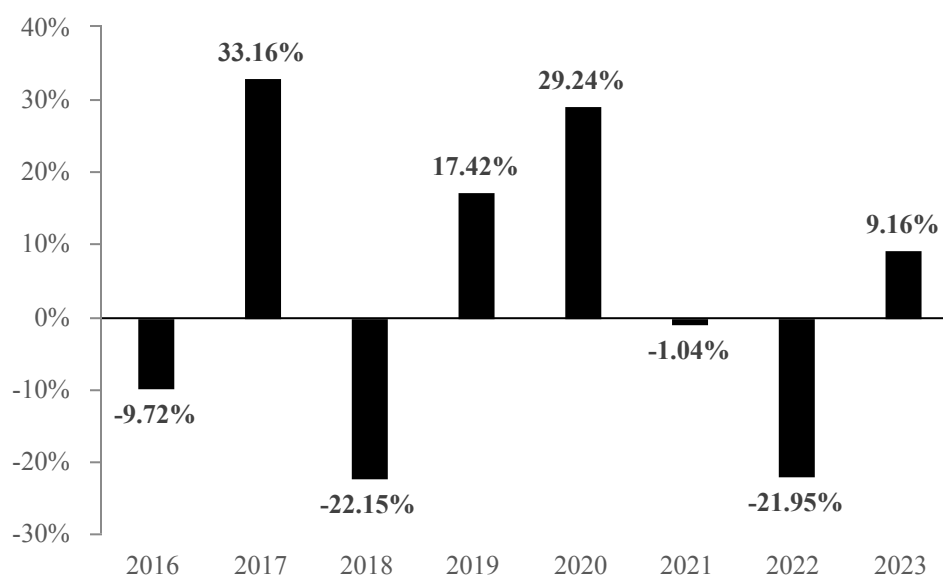
- *Authorized Participants, Market Makers and Liquidity Providers Concentration Risk.* The Fund has a limited number of financial institutions that may act as Authorized Participants ("APs"). In addition, there may be a limited number of market makers and/or liquidity providers in the marketplace. To the extent either of the following events occur, Shares may trade at a material discount to NAV and possibly face delisting: (i) APs exit the business or otherwise become unable to process creation and/or redemption orders and no other APs step forward to perform these services, or (ii) market makers and/or liquidity providers exit the business or significantly reduce their business activities and no other entities step forward to perform their functions.
- *Premium-Discount Risk.* The Shares may trade above or below their net asset value ("NAV"). The market prices of Shares will generally fluctuate in accordance with changes in NAV as well as the relative supply of, and demand for, Shares on The Nasdaq Stock Market, LLC (the "Exchange") or other securities exchanges. The trading price of Shares may deviate significantly from NAV during periods of market volatility or limited trading activity in Shares. In addition, you may incur the cost of the "spread," that is, any difference between the bid price and the ask price of the Shares. In addition, because securities held by the Fund may trade on foreign exchanges that are closed when its primary listing exchange is open, the Fund is likely to experience premiums and discounts greater than those of domestic ETFs.

- *Cost of Trading Risk.* Investors buying or selling Shares in the secondary market will pay brokerage commissions or other charges imposed by brokers as determined by that broker. Brokerage commissions are often a fixed amount and may be a significant proportional cost for investors seeking to buy or sell relatively small amounts of Shares.
- *Trading Risk.* Although the Shares are listed on the Exchange, there can be no assurance that an active or liquid trading market for them will develop or be maintained. In addition, trading in Shares on the Exchange may be halted. In stressed market conditions, the liquidity of Shares may begin to mirror the liquidity of its underlying portfolio holdings, which can be less liquid than Shares, potentially causing the market price of Shares to deviate from its NAV. The spread varies over time for Shares of the Fund based on the Fund's trading volume and market liquidity and is generally lower if the Fund has high trading volume and market liquidity, and higher if the Fund has little trading volume and market liquidity (which is often the case for funds that are newly launched or small in size).

PERFORMANCE

The following information provides some indication of the risks of investing in the Fund. The bar chart shows the Fund's performance for calendar years ended December 31. The table shows illustrates how the Fund's average annual returns for one-year, five-year, and since inception periods compare with those of a broad measure of market performance. For the period February 1, 2017 through January 30, 2022, the Fund was passively-managed and the Fund sought to track the performance of a propriety index that was constructed in a manner substantially similar to the methodology used to manage the Fund. The Fund's past performance, before and after taxes, is not necessarily an indication of how the Fund will perform in the future. Performance information is also available on the Fund's website at www.alphaarchitect.com/funds or by calling the Fund at (215) 882-9983.

Calendar Year Total Returns as of December 31



During the period of time shown in the bar chart, the Fund's highest return for a calendar quarter was 26.80% (quarter ended June 30, 2020) and the Fund's lowest return for a calendar quarter was -22.77% (quarter ended March 31, 2020).

Average Annual Total Returns (for periods ended December 31, 2023)	1 Year	5 Years	Since Inception (12/22/15)
Return Before Taxes	9.16%	5.05%	2.53%
Return After Taxes on Distributions	8.61%	4.66%	2.26%
Return After Taxes on Distributions and Sale of Shares	6.15%	4.13%	2.11%
Solactive Developed Markets ex N.A. Large & Mid Cap Index (reflects no deduction for fees or expenses) ¹	17.91%	8.07%	6.27%

¹ Index assumes withholding taxes on dividends.

After-tax returns are calculated using the highest historical individual U.S. federal marginal income tax rates during the period covered by the table and do not reflect the impact of state and local taxes. Actual after-tax returns depend on your tax situation and may differ from those shown and are not relevant if you hold your shares through a tax-deferred arrangement, such as a 401(k) plan or an IRA.

The Solactive Developed Markets ex N.A. Large & Mid Cap Index is a broad-based index covering mid to large cap equity securities in international, developed markets outside of North America.

INVESTMENT ADVISER AND INVESTMENT SUB-ADVISER

Investment Adviser: Empowered Funds, LLC dba EA Advisers serves as the investment adviser of the Fund.

Investment Sub-Adviser: Alpha Architect, LLC serves as the sub-adviser of the Fund.

PORTFOLIO MANAGERS

Messrs. Wesley R. Gray and John Vogel are co-portfolio managers for the Fund. Messrs. Gray and Vogel have been primarily and jointly responsible for the day-to-day management of the Fund since 2022.

SUMMARY INFORMATION ABOUT PURCHASES, SALES, TAXES, AND FINANCIAL INTERMEDIARY COMPENSATION

PURCHASE AND SALE OF FUND SHARES

The Fund issues and redeems Shares on a continuous basis only in large blocks of Shares, typically 25,000 Shares, called "Creation Units," and only APs (typically, broker-dealers) may purchase or redeem Creation Units. Creation Units generally are issued and redeemed 'in-kind' for securities and partially in cash. Individual Shares may only be purchased and sold in secondary market transactions through brokers. Once created, individual Shares generally trade in the secondary market at market prices that change throughout the day. Market prices of Shares may be greater or less than their NAV. **Except when aggregated in Creation Units, the Fund's shares are not redeemable securities.**

TAX INFORMATION

The Fund's distributions generally are taxable to you as ordinary income, capital gain, or some combination of both, unless your investment is made through an IRA or other tax-advantaged account. However, subsequent withdrawals from such a tax-advantaged account may be subject to U.S. federal income tax. You should consult your own tax advisor about your specific tax situation.

PURCHASES THROUGH BROKER-DEALERS AND OTHER FINANCIAL INTERMEDIARIES

If you purchase Shares through a broker-dealer or other financial intermediary, the Fund and its related companies may pay the intermediary for the sale of Shares and related services. These payments may create a conflict of interest by influencing the broker-dealer or other intermediary and your salesperson to recommend Shares over another investment. Ask your salesperson or visit your financial intermediary's website for more information.

ALPHA ARCHITECT VALUE MOMENTUM TREND ETF

Fund Summary

INVESTMENT OBJECTIVE

The Alpha Architect Value Momentum Trend ETF (the “Fund”) seeks long term capital appreciation while attempting to minimize market drawdowns.

FEES AND EXPENSES

This table describes the fees and expenses that you may pay if you buy, hold, and sell shares of the Fund (“Shares”). **You may also pay brokerage commissions on the purchase and sale of Shares, which are not reflected in the table and example below.**

ANNUAL FUND OPERATING EXPENSES (EXPENSES THAT YOU PAY EACH YEAR AS A PERCENTAGE OF THE VALUE OF YOUR INVESTMENT)

Management Fee	0.45%
Distribution and/or Service (12b-1) Fees	0.00%
Other Expenses	
Dividend Expenses on Securities Sold Short ¹	0.69%
Other Operating Expenses	0.00%
Total of Other Expenses	0.69%
Acquired Fund Fees and Expenses ²	0.46%
Total Annual Fund Operating Expenses	1.60%
Less Fee Waiver ³	(0.22)%
Total Annual Fund Operating Expenses After Fee Waiver ⁴	1.38%

1. When a cash dividend is declared on a stock the Fund has sold short, the Fund is required to pay an amount equal to that dividend to the party from which the Fund borrowed the stock and to record the payment of the dividend as an expense.
2. “Acquired Fund Fees and Expenses” are indirect fees and expenses that the Fund incurs from investing in the shares of other investment companies, including the Underlying Alpha Architect ETFs (as defined herein).
3. The Fund’s investment adviser has contractually agreed to waive all or a portion of its management fee for the Fund until at least January 31, 2025 to the extent necessary to prevent (i) management fees paid to the investment adviser for the Fund plus (ii) the aggregate amount of management fees paid to the investment adviser for management of the Underlying Alpha Architect ETFs (defined below) that are directly attributable to the Fund’s ownership of shares of the Underlying Alpha Architect ETFs, from exceeding 0.69% of the Fund’s daily net assets. This waiver agreement may be terminated only by agreement of the investment adviser and the Fund’s Board of Trustees.
4. Excluding Other Expenses, the Fund’s Total Net Annual Fund Operating Expenses are 0.69%.

EXAMPLE

The following example is intended to help you compare the cost of investing in the Fund with the cost of investing in other funds. The example assumes that you invest \$10,000 for the time periods indicated and then redeem all of your Shares at the end of those periods. The example reflects the Fund’s contractual expense limitation agreement only for the term of the contractual expense limitation agreement. For the other periods in the example, the figures shown do not reflect the fee waiver. The example also assumes that the Fund provides a return of 5% a year and that operating expenses remain the same.

You may also pay brokerage commissions on the purchase and sale of Shares, which are not reflected in the example. Although your actual costs may be higher or lower, based on these assumptions your costs would be:

One Year:	Three Years:	Five Years:	Ten Years:
\$140	\$483	\$850	\$1,882

PORTFOLIO TURNOVER

The Fund may pay transaction costs, including commissions when it buys and sells securities (or “turns over” its portfolio). A higher portfolio turnover rate may indicate higher transaction costs and may result in higher taxes when Shares are held in a taxable account. These costs, which are not reflected in annual fund operating expenses or in the example, affect the Fund’s performance. For the fiscal year ended September 30, 2023, the Fund’s portfolio turnover rate was 49% of the average value of its portfolio.

PRINCIPAL INVESTMENT STRATEGIES

The Fund is actively managed by Alpha Architect, LLC, the Fund’s investment sub-adviser (“Alpha Architect” or the “Sub-Adviser”). The Sub-Adviser manages the Fund using proprietary methodology developed by the parent company of the Adviser and Sub-Adviser, Empirical Finance, LLC, dba Alpha Architect.

The Fund is a “fund of funds,” meaning that it primarily invests its assets in the shares of other exchange-traded funds (“ETFs”), rather than in securities of individual companies. The Fund’s portfolio is composed primarily of four other ETFs sub-advised by the Sub-Adviser: Alpha Architect U.S. Quantitative Value ETF, Alpha Architect International Quantitative Value ETF, Alpha Architect U.S. Quantitative Momentum ETF, and Alpha Architect International Quantitative Momentum ETF (each, an “Underlying Alpha Architect ETF”). The Fund invests in value and momentum securities. Alpha Architect U.S. Quantitative Value ETF and Alpha Architect U.S. Quantitative Momentum ETF provide exposure to domestic equity securities, while Alpha Architect International Quantitative Value ETF and Alpha Architect International Quantitative Momentum ETF provide exposure to international equity securities. In addition, the Fund may, from time to time, use hedging strategies (as described more below).

The Underlying Alpha Architect ETFs can be grouped into ETFs that use a quantitative momentum investment strategy (Alpha Architect U.S. Quantitative Momentum ETF and Alpha Architect International Quantitative Momentum ETF, referred to as the “Momentum ETFs”) and those that use a quantitative value investment strategy (Alpha Architect U.S. Quantitative Value ETF and the Alpha Architect International Quantitative Value ETF, referred to as the “Value ETFs”). A “momentum” investment style emphasizes investing in securities that recently have had better recent total return performance compared to other securities. In contrast, a “value” investment style emphasizes investing in securities that based on quantitative analysis are considered undervalued compared to other securities.

The Sub-Adviser manages each of the Underlying Alpha Architect ETFs using a multi-step, quantitative, rules-based methodology to identify a portfolio of equity securities with the highest relative momentum (for the Momentum ETFs) or potential for capital appreciation (for the Value ETFs), as described below. Construction of each Momentum and Value ETF’s portfolio begins with a universe of stocks that principally trade on the applicable exchanges (e.g., either U.S. exchanges or exchanges in countries included in the MSCI EAFE Index). Each universe of stocks is then screened to, among other things, include the largest common stocks based on their market capitalization (e.g., above \$1 billion). A liquidity screen is then employed to eliminate illiquid securities.

For the Momentum ETFs, the Sub-Adviser then eliminates companies with potential issues, and thereafter screens the remaining companies to identify those with the highest cumulative return for the past 12 months, excluding the last month. Last, the Sub-Adviser employs momentum quality screens to identify which of the remaining companies has experienced the most consistent positive returns during the 12-month period measured above. The Sub-Adviser will reallocate the Momentum ETFs’ portfolios on a periodic basis, generally each month.

For the Value ETFs, the second stage incorporates proprietary models to identify and exclude companies at risk of potential poor financial performance. The third stage employs a value-driven approach to identify the cheapest firms based on a proprietary value-centric metric similar to what is known as the “enterprise multiple,” a firm’s total enterprise value divided by earnings before interest and taxes (EBIT). Last, the Sub-Adviser employs an ensemble of quality screens, which consider metrics like current profitability, stability, and recent operational improvements. The Sub-Adviser will reallocate the Value ETFs’ portfolios on a periodic basis, generally each month.

The Sub-Adviser allocates the Fund’s portfolio across the four Underlying Alpha Architect ETFs using a proprietary model. The Fund will generally allocate more assets to an Underlying Alpha Architect ETFs with higher relative momentum and fewer assets to an Underlying Alpha Architect ETF with lower relative momentum. As of September 30, 2023, the Fund, excluding the use of any hedging strategies (as described more below), was weighted as follows: 30.31% in the Alpha Architect U.S. Quantitative Value ETF; 34.68% in the Alpha Architect

International Quantitative Value ETF; 14.33% in the Alpha Architect U.S. Quantitative Momentum ETF; 19.74% Alpha Architect International Quantitative Momentum ETF; and 0.94% in cash and cash equivalents.

As of September 30, 2023, the Fund had significant exposure to the following sectors: Consumer Discretionary (26.67%) and Energy (20.96%).

Hedging

To seek to avoid down trending markets, the Fund may hedge up to 100% of the value of its long portfolio. The Sub-Adviser uses a mathematical modeling approach with respect to the use of hedging techniques. The Fund may use derivatives, including U.S. exchange-traded stock index futures or options thereon, to seek to hedge during times when the Sub-Adviser's model indicates that the U.S. equity market or international equity market identifies unfavorable trends in each respective market. The Fund will engage in hedging of its U.S. portfolio by shorting a representative broad-based U.S. securities index ETF or similar futures contracts. Likewise, the Fund will engage in hedging of its international portfolio by shorting a representative broad-based international securities index ETF or similar futures contracts. As of September 30, 2023, the Fund's portfolio was 0% hedged.

Reallocations and Cash

The Fund's portfolio will generally be reallocated up to twice a month. The Sub-Adviser performs the above-mentioned hedging calculations twice each month.

PRINCIPAL RISKS

An investment in the Fund involves risk, including those described below. *There is no assurance that the Fund will achieve its investment objective.* An investor may lose money by investing in the Fund. An investment in the Fund is not a bank deposit and is not insured or guaranteed by the FDIC or any government agency. More complete risk descriptions are set forth below under the heading "*Additional Information About the Fund's Risks*".

Fund of Funds Risk. Because it invests primarily in other funds, the Fund's investment performance largely depends on the investment performance of those Underlying Alpha Architect ETFs. An investment in the Fund is subject to the risks associated with the Underlying Alpha Architect ETFs that comprise the Fund's portfolio. At times, certain of the segments of the market represented by constituent Underlying Alpha Architect ETFs may be out of favor and underperform other segments. The Fund indirectly pays a proportional share of the expenses of the Underlying Alpha Architect ETFs in which it invests (including operating expenses and management fees), which are identified in the fee schedule above as "Acquired Fund Fees and Expenses."

Portfolio Size Risk. Pursuant to the Sub-Adviser's methodology, the Fund's portfolio is composed of a relatively small number of constituents. To the extent that a significant portion of the Fund's total assets is invested in a limited number of holdings, the appreciation or depreciation of any one holding of the Fund may have a greater impact on the Fund's NAV than it would if the Fund's portfolio was comprised of a greater number of constituents.

Quantitative Security Selection Risk. Data for some companies in which the Underlying Alpha Architect ETFs invest or upon which the Fund calculates its risk-parity allocations may be less available and/or less current than data for companies in other markets. The Sub-Adviser uses a quantitative model to generate investment decisions and its processes and stock selection could be adversely affected if it relies on erroneous or outdated data. In addition, securities selected using the quantitative model could perform differently from the financial markets as a whole as a result of the characteristics used in the analysis, the weight placed on each characteristic and changes in the characteristic's historical trends.

Equity Investing Risk. An investment in the Fund involves risks similar to those of investing in any fund holding equity securities, such as market fluctuations, changes in interest rates and perceived trends in stock prices. The values of equity securities could decline generally or could underperform other investments. In addition, securities may decline in value due to factors affecting a specific issuer, market, or securities markets generally.

Investment Risk. When you sell your Shares of the Fund, they could be worth less than what you paid for them. The Fund could lose money due to short-term market movements and over longer periods during market downturns. Securities may decline in value due to factors affecting securities markets generally or particular asset classes or industries represented in the markets. The value of a security may decline due to general market conditions, economic trends or events that are not specifically related to the issuer of the security or to factors that affect a particular industry or group of industries. During a general downturn in the securities markets, multiple asset classes may be negatively affected. Therefore, you may lose money by investing in the Fund.

Hedging Risk - General. A hedge is an investment made in order to reduce the risk of adverse price movements in a security, by taking an offsetting position in a related security or basket of securities (often a derivative, such as an option or a short sale). While hedging strategies can be very useful and inexpensive ways of reducing risk, they are sometimes ineffective due to unexpected changes in the market. Hedging also involves the risk that changes in the value of the related security or basket of securities will not match those of the instruments being hedged as expected, in which case any losses on the instruments being hedged may not be reduced.

Hedging Model Risk. The risk that the Fund's use of hedging strategies based on mathematical models may not produce the desired result or risk that the Sub-Adviser is unable to trade certain derivatives effectively or in a timely manner. The Sub-Adviser uses a mathematical approach to the implementation of hedging strategies. Maintenance of the hedging strategies will not ensure that the Fund will deliver competitive returns. The use of derivatives in connection with the Fund's hedging strategies may expose the Fund to losses (some of which may be sudden) that it would not have otherwise been exposed to if it had only invested directly in equity securities. Hedging strategies could limit the Fund's gains in rising markets and may expose the Fund to costs to which it would otherwise not have been exposed. The Fund's hedging strategies may result in the Fund outperforming the general securities market during periods of flat or negative market performance and underperforming the general securities market during periods of positive market performance.

Derivatives Risk. A derivative is any financial instrument whose value is based on, and determined by, another asset, rate or index (i.e., stock options, futures contracts, caps, floors, etc.). Unfavorable changes in the value of the underlying asset, rate or index may cause sudden losses. Changes in the value of a derivative may not correlate perfectly with the underlying asset, rate or index, as the Fund could lose more than the principal amount invested. Derivative instruments are subject to a number of risks including counterparty, liquidity, interest rate, market, credit and management risks, as well as the risk of improper valuation. To the extent a derivative contract is used to hedge another position in the Fund, the Fund will be exposed to the risks associated with hedging. Since the Fund primarily uses exchange-traded equity index futures contracts and exchange-traded interest rate futures contracts, the primary risks associated with the Fund's use of derivatives are equity market risk and hedging risk.

Short Sale Risk. Short selling is generally considered speculative, has the potential for unlimited loss and may involve leverage, which can magnify a Fund's exposure to assets that decline in value and increase the volatility of the Fund's net asset value. If the price of a security which the Fund has sold short increases between the time of the short sale and when the position is closed out, the Fund will incur a loss equal to the increase in price from the time of the short sale plus any related interest payments, dividends, transaction or other costs. There can be no assurance that the Fund will be able to close out a short position at any particular time or at an acceptable price. Purchasing a security to cover a short position can itself cause the price of the security to rise, potentially exacerbating a loss or reducing a gain. In addition, the Fund is subject to the risk that the lender of a security will terminate the loan at a time when the Fund is unable to borrow the same instrument from another lender. A Fund that uses short sales is subject to the risk that its prime broker will be unwilling or unable to perform its contractual obligations. Regulatory restrictions limit the extent to which the Fund may engage in short sales.

Sector Risk. Companies with similar characteristics may be grouped together in broad categories called sectors. A certain sector may underperform other sectors or the market as a whole. As the Sub-Adviser allocates more of the Fund's portfolio holdings to a particular sector, the Fund's performance will be more susceptible to any economic, business or other developments which generally affect that sector.

- *Consumer Discretionary Sector Risk.* Companies engaged in the design, production or distribution of products or services for the consumer discretionary sector are subject to the risk that their products or services may become obsolete quickly. The success of these companies can depend heavily on disposable household income and consumer spending. During periods of an expanding economy, the consumer discretionary sector may outperform the consumer staples sector, but may underperform when economic conditions worsen.

- **Energy Sector Risk.** The market value of securities in the energy sector may decline for many reasons including, fluctuations in energy prices and supply and demand of energy fuels caused by geopolitical events, the success of exploration projects, weather or meteorological events, taxes, increased governmental or environmental regulation, resource depletion, rising interest rates, declines in domestic or foreign production, accidents or catastrophic events that result in injury, loss of life or property, pollution or other environmental damage claims, terrorist threats or attacks, among other factors. Markets for various energy-related commodities can have significant volatility and are subject to control or manipulation by large producers or purchasers. Companies in the energy sector may need to make substantial expenditures, and may incur significant amounts of debt, to maintain or expand their reserves through exploration of new sources of supply, through the development of existing sources, through acquisitions, or through long-term contracts to acquire reserves. Factors adversely affecting producers, refiners, distributors, or others in the energy sector may adversely affect companies that service or supply those entities, either because demand for those services or products is curtailed, or those services or products come under price pressure. Issuers in the energy sector may also be impacted by changing investor and consumer preferences arising from the sector's potential exposure to sustainability and environmental concerns

Underlying Alpha Architect ETFs Risk. The Fund expects to invest a substantial portion of its assets in the Underlying Alpha Architect ETFs, so the Fund's investment performance is likely to be directly related to the performance of the Underlying Alpha Architect ETFs. The Fund's NAV will change with changes in the value of the Underlying Alpha Architect ETFs and other instruments in which the Fund invests based on their market valuations. If the investment advisory fee waiver is discontinued, an investment in the Fund will entail more costs and expenses than the combined costs and expenses of direct investments in the Underlying Alpha Architect ETFs and the costs and expense of engaging in hedging strategies as contemplated by the Sub-Adviser.

In addition to some or all of the foregoing risks, the Fund will be subject to the risks as noted below:

Momentum Style Risk. Investing in or having exposure to securities with the highest relative momentum entails investing in securities that have had above-average recent returns. These securities may be more volatile than a broad cross-section of securities. Returns on securities that have previously exhibited momentum may be less than returns on other styles of investing or the overall stock market. Momentum can turn quickly and cause significant variation from other types of investments, and stocks that previously exhibited high momentum may not experience continued highest relative momentum. In addition, there may be periods when the momentum style is out of favor, and during which the investment performance of a fund using a momentum strategy may suffer.

Value Style Investing Risk. A value stock may not increase in price if other investors fail to recognize the company's value and bid up the price, or the markets favor faster-growing companies. Cyclical stocks in which an Alpha Architect ETF may invest tend to lose value more quickly in periods of anticipated economic downturns than non-cyclical stocks. Companies that may be considered out of favor, particularly companies emerging from bankruptcy, may tend to lose value more quickly in periods of anticipated economic downturns, may have difficulty retaining customers and suppliers and, during economic downturns, may have difficulty paying their debt obligations or finding additional financing.

Foreign Investment Risk. Returns on investments in foreign securities could be more volatile than, or trail the returns on, investments in U.S. securities. Investments in or exposures to foreign securities are subject to special risks, including risks associated with foreign securities generally, such as differences in information available about issuers of securities and investor protection standards applicable in other jurisdictions; capital controls risks, including the risk of a foreign jurisdiction imposing restrictions on the ability to repatriate or transfer currency or other assets; currency risks; political, diplomatic and economic risks; regulatory risks; and foreign market and trading risks, including the costs of trading and risks of settlement in foreign jurisdictions.

Depository Receipts Risk. The risks of investments in depository receipts are substantially similar to Foreign Investment Risk. In addition, depository receipts may not track the price of the underlying foreign securities, and their value may change materially at times when the U.S. markets are not open for trading.

Large-Capitalization Companies Risk. Large-capitalization companies may trail the returns of the overall stock market. Large-capitalization stocks tend to go through cycles of doing better - or worse - than the stock market in general. These periods have, in the past, lasted for as long as several years. Larger, more established companies may be slow to respond to challenges and may grow more slowly than smaller companies.

Small- and Mid-Capitalization Company Risk. Investing in securities of small- and mid-capitalization companies involves greater risk than customarily is associated with investing in larger, more established companies. These companies' securities may be more volatile and less liquid than those of more established companies. Often small and mid-capitalization companies and the industries in which they focus are still evolving and, as a result, they may be more sensitive to changing market conditions.

Management Risk. The Fund is actively managed and may not meet its investment objective based on the Sub-Adviser's success or failure to implement investment strategies for the Fund.

Geopolitical/Natural Disaster Risks. The Fund's investments are subject to geopolitical and natural disaster risks, such as war, terrorism, trade disputes, political or economic dysfunction within some nations, public health crises and related geopolitical events, as well as environmental disasters, epidemics and/or pandemics, which may add to instability in world economies and volatility in markets. The impact may be short-term or may last for extended periods.

Periodic Reallocation Risk. Because the Sub-Adviser will generally reallocate the Fund's portfolio on only a periodic basis, (i) the Fund's market exposure may be affected by significant market movements promptly following the monthly reconstitution that are not predictive of the market's performance for the subsequent period and (ii) changes to the Fund's market exposure may lag a significant change in the market's direction (up or down) by as long as a month if such changes first take effect promptly following the monthly reallocation. Such lags between market performance and changes to the Fund's exposure may result in significant underperformance relative to the broader equity or fixed income market.

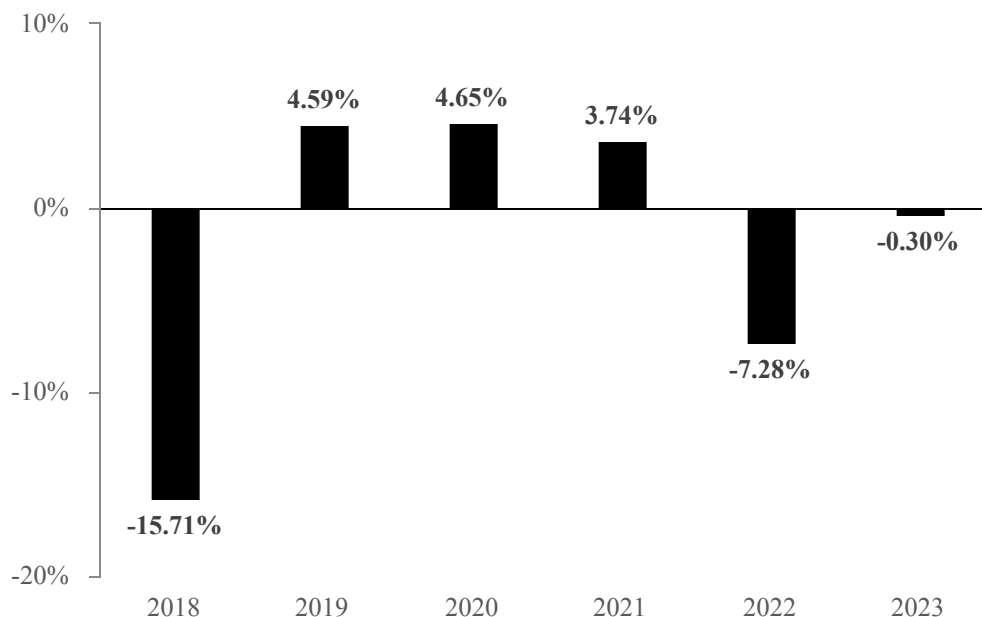
ETF Risks.

- *Authorized Participants, Market Makers and Liquidity Providers Concentration Risk.* The Fund has a limited number of financial institutions that may act as Authorized Participants ("APs"). In addition, there may be a limited number of market makers and/or liquidity providers in the marketplace. To the extent either of the following events occur, Shares may trade at a material discount to NAV and possibly face delisting: (i) APs exit the business or otherwise become unable to process creation and/or redemption orders and no other APs step forward to perform these services, or (ii) market makers and/or liquidity providers exit the business or significantly reduce their business activities and no other entities step forward to perform their functions.
- *Premium-Discount Risk.* The Shares may trade above or below their net asset value ("NAV"). The market prices of Shares will generally fluctuate in accordance with changes in NAV as well as the relative supply of, and demand for, Shares on The Nasdaq Stock Market, LLC (the "Exchange") or other securities exchanges. The trading price of Shares may deviate significantly from NAV during periods of market volatility or limited trading activity in Shares. In addition, you may incur the cost of the "spread," that is, any difference between the bid price and the ask price of the Shares.
- *Cost of Trading Risk.* Investors buying or selling Shares in the secondary market will pay brokerage commissions or other charges imposed by brokers as determined by that broker. Brokerage commissions are often a fixed amount and may be a significant proportional cost for investors seeking to buy or sell relatively small amounts of Shares.
- *Trading Risk.* Although the Shares are listed on the Exchange, there can be no assurance that an active or liquid trading market for them will develop or be maintained. In addition, trading in Shares on the Exchange may be halted. In stressed market conditions, the liquidity of Shares may begin to mirror the liquidity of its underlying portfolio holdings, which can be less liquid than Shares, potentially causing the market price of Shares to deviate from its NAV. The spread varies over time for Shares of the Fund based on the Fund's trading volume and market liquidity and is generally lower if the Fund has high trading volume and market liquidity, and higher if the Fund has little trading volume and market liquidity (which is often the case for funds that are newly launched or small in size).

PERFORMANCE

The following information provides some indication of the risks of investing in the Fund. The bar chart shows the Fund's performance for calendar years ended December 31. The table shows illustrates how the Fund's average annual returns for one-year, five-year, and since inception periods compare with those of a broad measure of market performance. From the Fund's commencement of operations through January 30, 2022, the Fund was passively-managed and the Fund sought to track the performance of a propriety index that was constructed in a manner substantially similar to the methodology used to manage the Fund. The Fund's past performance, before and after taxes, is not necessarily an indication of how the Fund will perform in the future. Performance information is also available on the Fund's website at www.alphaarchitect.com/funds or by calling the Fund at (215) 882-9983.

Calendar Year Total Returns as of December 31



During the period of time shown in the bar chart, the Fund's highest return for a calendar quarter was 8.97% (quarter ended December 31, 2020) and the Fund's lowest return for a calendar quarter was -16.79% (quarter ended March 31, 2020).

Average Annual Total Returns (for periods ended December 31, 2023)	1 Year	5 Years	Since Inception (5/2/2017)
Return Before Taxes	-0.30%	0.97%	0.50%
Return After Taxes on Distributions	-1.28%	0.55%	0.12%
Return After Taxes on Distributions and Sale of Shares	0.45%	0.74%	0.38%
35% Solactive GBS United States 1000 Index, 35% Solactive GBS Developed Markets ex North America Large & Mid Cap Index, 30% Solactive 1-3 Month U.S. T-Bill Index (reflects no deduction for fees, taxes, or expenses) ¹	16.96%	8.92%	7.01%

¹ The Solactive 1-3 Month U.S. T-Bill Index reflects no deduction for fees, taxes, or expenses. However, each of the Solactive GBS United States 1000 Index and Solactive GBS Developed Markets ex North America Large & Mid Cap Index assumes withholding taxes on dividends.

After-tax returns are calculated using the highest historical individual U.S. federal marginal income tax rates during the period covered by the table and do not reflect the impact of state and local taxes. Actual after-tax returns depend on your tax situation and may differ from those shown and are not relevant if you hold your shares through a tax-deferred arrangement, such as a 401(k) plan or an IRA. In some cases, the return after taxes may exceed the return

before taxes due to an assumed tax benefit from any losses on a sale of Fund shares at the end of the measurement period.

The Fund's primary benchmark is comprised of three separate indices, namely, 35% Solactive GBS United States 1000 Index, 35% Solactive GBS Developed Markets ex North America Large & Mid Cap Index, and 30% Solactive 1-3 Month U.S. T-Bill Index. The Solactive GBS United States 1000 Index intends to track the performance of the largest 1000 companies from the US stock market and is based on the Solactive Global Benchmark Series. The Solactive GBS Developed Markets ex N.A. Large & Mid Cap Index is a broad-based index covering mid- to large-cap equity securities in international, developed markets outside of North America. The Solactive 1-3 Month US T-Bill Index is a rules-based market value weighted index engineered for the short-term T-Bill market denominated in USD.

INVESTMENT ADVISER AND INVESTMENT SUB-ADVISER

Investment Adviser: Empowered Funds, LLC dba EA Advisers serves as the investment adviser of the Fund.

Investment Sub-Adviser: Alpha Architect, LLC serves as the sub-adviser of the Fund.

PORTFOLIO MANAGERS

Messrs. Wesley R. Gray and John Vogel are co-portfolio managers for the Fund. Messrs. Gray and Vogel have been primarily and jointly responsible for the day-to-day management of the Fund since 2022.

SUMMARY INFORMATION ABOUT PURCHASES, SALES, TAXES, AND FINANCIAL INTERMEDIARY COMPENSATION

PURCHASE AND SALE OF FUND SHARES

The Fund issues and redeems Shares on a continuous basis only in large blocks of Shares, typically 10,000 Shares, called "Creation Units," and only APs (typically, broker-dealers) may purchase or redeem Creation Units. Creation Units generally are issued and redeemed 'in-kind' for securities and partially in cash. Individual Shares may only be purchased and sold in secondary market transactions through brokers. Once created, individual Shares generally trade in the secondary market at market prices that change throughout the day. Market prices of Shares may be greater or less than their NAV. **Except when aggregated in Creation Units, the Fund's shares are not redeemable securities.**

TAX INFORMATION

The Fund's distributions generally are taxable to you as ordinary income, capital gain, or some combination of both, unless your investment is made through an IRA or other tax-advantaged account. However, subsequent withdrawals from such a tax-advantaged account may be subject to U.S. federal income tax. You should consult your own tax advisor about your specific tax situation.

PURCHASES THROUGH BROKER-DEALERS AND OTHER FINANCIAL INTERMEDIARIES

If you purchase Shares through a broker-dealer or other financial intermediary, the Fund and its related companies may pay the intermediary for the sale of Shares and related services. These payments may create a conflict of interest by influencing the broker-dealer or other intermediary and your salesperson to recommend Shares over another investment. Ask your salesperson or visit your financial intermediary's website for more information.

ALPHA ARCHITECT HIGH INFLATION AND DEFLATION ETF

Fund Summary

INVESTMENT OBJECTIVE

The Alpha Architect High Inflation and Deflation ETF (the “Fund”) seeks long-term total return.

FEES AND EXPENSES

This table describes the fees and expenses that you may pay if you buy, hold, and sell shares of the Fund (“Shares”). **You may also pay brokerage commissions on the purchase and sale of Shares, which are not reflected in the table and example below.**

ANNUAL FUND OPERATING EXPENSES (EXPENSES THAT YOU PAY EACH YEAR AS A PERCENTAGE OF THE VALUE OF YOUR INVESTMENT)

Management Fee	0.29%
Distribution and/or Service (12b-1) Fees	0.00%
Other Expenses	0.00%
Acquired Fund Fees and Expenses ¹	0.02%
Total Annual Fund Operating Expenses	0.31%
Fee Waiver and Expense Reimbursement ²	(0.02%)
Total Annual Fund Operating Expenses After Fee Waiver and Expense Reimbursement	0.29%

1. Acquired Fund Fees and Expenses (AFFE) include fees and expenses incurred indirectly by the Fund as a result of investments in other investment companies, including funds which invest exclusively in money market instruments. Because AFFEs are not borne directly by the Fund, they will not be reflected in the expense information in the Fund’s financial statements and the information presented in the table will differ from that presented in the Fund’s financial highlights included in the Fund’s reports to shareholders.
2. The Adviser has contractually agreed to waive receipt of its management fees and/or assume expenses of the Fund to the extent necessary to offset AFFE so that the total annual operating expenses of the Fund (excluding payments under the Fund’s Rule 12b-1 distribution and service plan (if any), brokerage expenses, taxes (including tax-related services), interest (including borrowing costs), litigation expense (including class action-related services) and other non-routine or extraordinary expenses) do not exceed 0.29% of the Fund’s average daily net assets. This agreement is in effect until November 15, 2025, and it may be terminated before that date only by a majority vote of the “non-interested” trustees.

EXAMPLE

The following example is intended to help you compare the cost of investing in the Fund with the cost of investing in other funds. The example assumes that you invest \$10,000 for the time periods indicated and then redeem all of your Shares at the end of those periods. The example reflects the Fund’s contractual expense limitation agreement only for the term of the contractual expense limitation agreement. The example also assumes that the Fund provides a return of 5% a year and that operating expenses remain the same. You may also pay brokerage commissions on the purchase and sale of Shares, which are not reflected in the example. Although your actual costs may be higher or lower, based on these assumptions your costs would be:

One Year:	Three Years:	Five Years:	Ten Years:
\$30	\$98	\$172	\$391

PORTFOLIO TURNOVER

The Fund may pay transaction costs, including commissions when it buys and sells securities (or “turns over” its portfolio). A higher portfolio turnover rate may indicate higher transaction costs and may result in higher taxes when Shares are held in a taxable account. These costs, which are not reflected in annual fund operating expenses or in the example, affect the Fund’s performance. For the fiscal period ended September 30, 2023, the Fund’s portfolio turnover rate was 402% of the average value of its portfolio.

PRINCIPAL INVESTMENT STRATEGIES

The Fund's Investment Strategy

The Fund is an actively managed, non-diversified fund managed by Alpha Architect, LLC, the Fund's investment sub-adviser ("Alpha Architect" or the "Sub-Adviser"). The Sub-Adviser manages the Fund using proprietary methodology developed by the parent company of the Adviser and Sub-Adviser, Empirical Finance, LLC, dba Alpha Architect.

The Fund primarily invests its assets in the shares of registered investment companies, including affiliated and non-affiliated exchange-traded funds ("ETFs") (the "underlying funds"), that emphasize investments in (i) intermediate-term U.S. Treasury bonds; (ii) real estate; and (iii) commodities (the "Target Asset Classes"). The Fund expects to obtain its exposure to the Target Asset Classes primarily through its investments in underlying funds, but the Fund also may invest directly in equity interests in real estate investment trusts (REITs) and in intermediate-term U.S. Treasury bonds. The Sub-Adviser believes its investments in underlying funds will provide an efficient, low cost means for the Fund to gain exposure to the Target Asset Classes.

The Sub-Adviser has developed an investment model that is used to determine the asset allocations for the Fund, but the Sub-Adviser does retain discretion to modify the model. The Sub-Adviser does not anticipate major deviations from the model driven asset allocation process, but such deviations may occur in response to extreme market conditions. The asset allocation process can only be changed by the Sub-Adviser.

The Sub-Adviser's model is quantitative and systematic, utilizing absolute momentum and trend-following factors to identify the allocations to the Target Asset Classes and/or cash and cash equivalents. Absolute momentum is reliant upon the continuance of an existing market trend while trend-following investment seeks to invest in assets that are considered in an upward trend. In the most basic terms, the model seeks to determine when a Target Asset Class (e.g., real estate) is perceived to be attractive from an investment perspective given current market conditions.

The Fund's quantitative process is designed to analyze each Target Asset Class to determine whether it is demonstrating positive or negative price trends. The Sub-Adviser's quantitative investment model will use various trend signals. The model generally relies on past prices and past return data. The Sub-Adviser may use a variety of lookbacks and formations that are subject to change based on the Sub-Adviser's research efforts. Two examples of these lookbacks and formations would be a moving average signal and a time-series momentum signal when analyzing each Target Asset Class. These examples are representative of general trend-following techniques and may not be the exclusive signals used. The signals generated by the Sub-Adviser's quantitative model are used to guide the Fund's allocation to the Target Asset Classes and/or cash and cash equivalents.

The Sub-Adviser's target weightings, when all Target Asset Classes have a "buy" signal, for the Fund are 50% exposure to intermediate-term U.S. Treasury bonds, 25% exposure to real estate securities, including REITs, and 25% exposure to commodities. The target weightings are simply investment targets and are subject to change based on the Sub-Adviser's analysis of current market conditions. For example, if the Sub-Adviser's analysis indicates a negative trend for any of the Fund's Target Asset Classes, the Sub-Adviser will reduce or eliminate the Fund's exposure to such Target Asset Class and invest such reallocated assets into other Target Asset Classes or cash and cash equivalents. The Fund's investments in cash and cash equivalents, which may represent at times 100% of the Fund's assets, will consist of money market funds, U.S. Treasury bills, and/or U.S. Treasury bill equivalents (or an underlying fund that focus its investments on these objectives).

The Sub-Adviser is responsible for determining the timing of trading and the actual securities selected for investment. When selecting investments, the Sub-Adviser will compile a list of investments that provide the Fund with the desired Target Asset Class exposure. As it relates to the Fund's investments in underlying funds, the Sub-Adviser's analysis may include, but is not limited to, a review of the underlying fund's cost structure, holdings, investment process, market liquidity, performance, operational and legal issues, diversification, time horizon, and tax-related issues. The Sub-Adviser will generally sell or reduce its exposure to an investment based on the results of the Sub-Adviser's quantitative model. The Sub-Adviser's quantitative model is updated at least monthly and the Fund's asset allocations will be systematically updated based on the results of the model. There are times when the Fund's strategy may result in active and frequent trading of portfolio instruments to achieve its investment objective.

The Sub-Adviser, through its quantitative investment model, will actively manage the Fund's portfolio across the different Target Asset Classes with the goal of providing investors with protection against an environment of high inflation or deflation. For example, during a period of perceived high inflation (i.e., a period where the general

prices of goods and services are increasing in the economy), the Sub-Adviser will generally increase the Fund's exposure to commodities through its investments in underlying funds, and at times, to REITs and other real estate securities. During a period of perceived deflation (i.e., a period where the general prices of goods and services are declining in the economy), the Sub-Adviser will generally increase the Fund's exposure to intermediate-term U.S. Treasury bonds through either its investments in underlying funds, and at times, to REITs and other real estate securities. The Sub-Adviser believes that actively managing the Fund's exposure to the Target Asset Classes and cash and cash equivalents can add value over a static allocation to one or more of these asset classes over both periods of high inflation and deflation.

PRINCIPAL RISKS

An investment in the Fund involves risk, including those described below. *There is no assurance that the Fund will achieve its investment objective.* An investor may lose money by investing in the Fund. An investment in the Fund is not a bank deposit and is not insured or guaranteed by the FDIC or any government agency. The Fund may be subject to the following risks as a result of its direct investments or through its investments in underlying funds:

Investment Risk. When you sell your Shares of the Fund, they could be worth less than what you paid for them. The Fund could lose money due to short-term market movements and over longer periods during market downturns. Securities may decline in value due to factors affecting securities markets generally or particular asset classes or industries represented in the markets. The value of a security may decline due to general market conditions, economic trends or events that are not specifically related to the issuer of the security or to factors that affect a particular industry or group of industries. During a general downturn in the securities markets, multiple asset classes may be negatively affected. Therefore, you may lose money by investing in the Fund.

Management Risk. The Fund is actively managed and may not meet its investment objective based on the Sub-Adviser's success or failure to implement investment strategies for the Fund.

Fund of Funds Risk. The Fund's investment performance will largely depend on the investment performance of the selected underlying funds. An investment in the Fund is subject to the risks associated with the underlying funds that then-currently comprise the Fund's portfolio. At times, certain of the segments of the market represented by the Fund's underlying funds may be out of favor and underperform other segments. The Fund will indirectly pay a proportional share of the expenses of the underlying funds in which it invests (including operating expenses and management fees), which are identified in the fee schedule above as "Acquired Fund Fees and Expenses."

Fixed Income Risk. The market value of fixed income securities will change in response to interest rate changes and other factors, such as changes in the effective maturities and credit ratings of fixed income investments. During periods of falling interest rates, the values of outstanding fixed income securities and related financial instruments generally rise. Conversely, during periods of rising interest rates, the values of such securities and related financial instruments generally decline. Fixed income investments are also subject to credit risk.

Interest Rate Risk. Changes in interest rates can result in losses for fixed-income and other securities. Specifically, for fixed-income securities or fixed-income ETFs, when interest rates rise, the market values of the fixed-income instruments normally decrease. Typically, the longer the maturity or duration of a fixed-income security, the greater the security's sensitivity to changes in interest rates. Changes in monetary policy, government policy, government spending and inflation may affect the level of interest rates.

Credit Risk. Debt securities are subject to credit risk. Credit risk refers to the possibility that the issuer or guarantor of a security will be unable and/or unwilling to make timely interest payments and/or repay the principal on its debt or to otherwise honor its obligations and/or default completely. Debt securities are subject to varying degrees of credit risk, depending on the issuer's financial condition and on the terms of the securities, which may be reflected in credit ratings. There is a possibility that the credit rating of a debt security may be downgraded after purchase or the perception of an issuer's credit worthiness may decline, which may adversely affect the value of the security.

Risk of U.S. Treasury Bills. Direct obligations of the U.S. Treasury have historically involved little risk of loss of principal if held to maturity. However, due to fluctuations in interest rates, the market value of such securities may vary.

Investment Company Risk. An investment in other registered investment companies (including other ETFs, affiliated and non-affiliated) is subject to the risks associated with those investment companies, which include, but are not limited to, the risk that such fund's investment strategy may not produce the intended results; the risk that securities in such fund may underperform in comparison to the general securities markets or other asset classes; and

the risk that the fund will be concentrated in a particular issuer, market, industry or sector, and therefore will be especially susceptible to loss due to adverse occurrences affecting that issuer, market, industry or sector. Moreover, the Fund will incur duplicative expenses from such investments, bearing its share of that fund's expenses while also paying its own advisory fees and trading costs. Investments in ETFs are also subject to the "ETF Risks" described below.

In addition, the Fund may invest in underlying funds which invest a larger portion of their assets in one or more sectors than many other funds, and thus will be more susceptible to negative events affecting those sectors.

The Fund may invest in affiliated ETFs managed by the Adviser and/or Alpha Architect. The Adviser and/or Alpha Architect may be subject to potential conflicts of interest in selecting underlying funds because the fees paid to it by certain affiliated underlying funds are higher than the fees paid by other affiliated and unaffiliated underlying funds. To the extent the Fund invests a significant percentage of its assets in any one affiliated ETF or across multiple affiliated ETFs, the Fund will be subject to a greater degree to the risks particular to the investment strategies employed by the Adviser and/or Alpha Architect.

Derivatives Risk. A derivative is any financial instrument whose value is based on, and determined by, another asset, rate or index (i.e., stock options, futures contracts, caps, floors, etc.). When the Fund obtains exposure to derivatives through its investments in other underlying funds, it will be indirectly exposed to the risks of those derivatives. The use of derivatives for non-hedging purposes may be considered to carry more risk than other types of investments. Unfavorable changes in the value of the underlying asset, rate or index may cause sudden losses. Changes in the value of a derivative may not correlate perfectly with the underlying asset, rate or index, as the Fund could lose more than the principal amount invested. Derivative instruments are subject to a number of risks including counterparty, liquidity, interest rate, market, credit and management risks, as well as the risk of improper valuation.

Leverage Risk. The Fund does not seek leveraged returns but as a result of the Fund's investments in underlying funds that use certain derivatives it may create investment leverage. As a result, the use of these derivatives by the underlying funds may magnify losses to the Fund, and even a small market movement may result in significant losses to the Fund.

Commodity Risk. Investing in physical commodities is speculative and can be extremely volatile. Market prices of commodities may fluctuate rapidly based on numerous factors, including: changes in supply and demand relationships (whether actual, perceived, anticipated, unanticipated or unrealized); weather; agriculture; trade; domestic and foreign political and economic events and policies; diseases; pestilence; technological developments; currency exchange rate fluctuations; and monetary and other governmental policies, action and inaction. When the Fund obtains exposure to commodities through its investments in other underlying funds, it will be indirectly exposed to the foregoing risks.

Commodity-Linked Derivatives Risk. The Fund seeks to gain exposure to commodity markets by investing in underlying funds that have exposure to commodities and this may include exposure to commodity-linked derivatives. The value of a commodity-linked derivative investment is typically based upon the price movements of a physical commodity (such as heating oil, precious metals, livestock, or agricultural products), a commodity futures contract or commodity index, or some other readily measurable economic variable. Commodity-linked derivatives provide exposure, which may include long and/or short exposure, to the investment returns of physical commodities that trade in the commodities markets without investing directly in physical commodities. The value of commodity-linked derivative instruments may be affected by changes in overall market movements, volatility of the underlying Index, changes in interest rates, or factors affecting a particular industry or commodity, such as drought, floods, weather, livestock disease, embargoes, tariffs and international economic, political and regulatory developments. The value of commodity-linked derivatives will rise or fall in response to changes in the underlying commodity or related index. Investments in commodity-linked derivatives may be subject to greater volatility than non-derivative based investments. A highly liquid secondary market may not exist for certain commodity-linked derivatives, and there can be no assurance that one will develop.

Commodity Futures Risk. The Fund seeks to gain exposure to commodity markets by investing in underlying funds that have exposure to commodities and this may include exposure to commodity futures. Risks of commodity futures include: (i) an imperfect correlation between the value of the futures contract and the underlying commodity or commodity index; (ii) possible lack of a liquid secondary market; (iii) the inability to close a futures contract when desired; (iv) losses caused by unanticipated market movements, which may be unlimited; and (v) an obligation

for the investor to make daily cash payments to maintain its required collateral, or margin, particularly at times when the investor may have insufficient cash or must sell securities to meet those margin requirements. Although the counterparty to an exchange-traded futures contract is often backed by a futures commission merchant (“FCM”) or clearing organization that is further backed by a group of financial institutions, there may be instances in which the FCM or the clearing organization could fail to perform its obligations, causing significant losses to the investor.

Commodity Swaps Risk. The Fund seeks to gain exposure to commodity markets by investing in underlying funds that have exposure to commodities and this may include exposure to commodity swaps. If a counterparty to a commodity swap agreement becomes bankrupt or otherwise fails to perform its obligations under the commodity swap due to financial difficulties, the Fund could suffer losses. Central clearing is designed to reduce counterparty credit risk compared to uncleared commodity swaps because central clearing interposes the central clearinghouse as the counterparty to each participant’s swap, but it does not eliminate those risks completely. Credit risk of cleared commodity swap participants is concentrated in a few clearinghouses and the consequences of insolvency of a clearinghouse are not clear. Commodity Swaps are subject to pricing risk (i.e., commodity swaps may be hard to value) and may be considered illiquid.

Commodity-Linked Note Risk. The Fund seeks to gain exposure to commodity markets by investing in underlying funds that have exposure to commodities and this may include exposure to commodity-linked notes. Commodity-linked notes have characteristics of both a debt security and a derivative. Typically, they are issued by a bank at a specified face value and pay a fixed or floating rate linked to the performance of an underlying asset, such as commodity indices, particular commodities or commodity futures contracts. As such, an investor faces the economic risk of movements in commodity prices by investing in such notes. These notes also are subject to credit, market and interest rate risks that in general affect the values of debt securities.

Real Estate Investment Risk. Companies in the real estate sector include companies that invest in real estate, such as real estate investment trusts (REITs) and real estate management and development companies. Companies that invest in real estate are subject to the risks of owning real estate directly as well as to risks that relate specifically to the way that such companies operate, including management risk (such companies are dependent upon the management skills of a few key individuals and may have limited financial resources). Adverse economic, business or political developments affecting real estate could have a major effect on the value of an underlying fund’s investments. Investing in real estate is subject to such risks as decreases in real estate values, overbuilding, increased competition and other risks related to local or general economic conditions, increases in operating costs and property taxes, changes in zoning laws, casualty or condemnation losses, possible environmental liabilities, regulatory limitations on rent, possible lack of availability of mortgage financing, market saturation, fluctuations in rental income and the value of underlying properties and extended vacancies of properties. Certain real estate securities have a relatively small market capitalization, which may tend to increase the volatility of the market price of these securities. Real estate securities have limited diversification and are, therefore, subject to risks inherent in operating and financing a limited number of projects. Real estate securities are also subject to heavy cash flow dependency and defaults by borrowers or tenants. The Fund’s investments in REITs are subject to additional risks, such as poor performance by the manager of the REIT or failure by the REIT to qualify for tax-free pass through of income under the Code.

Asset Allocation Risk. The Fund is also subject to asset allocation risk, which is the chance that the selection of investments, and the allocation of assets to such investments, will cause the Fund to underperform other funds with a similar investment objective.

Quantitative Security Selection Risk. The Sub-Adviser uses a quantitative model, and its processes could be adversely affected if erroneous or outdated data is utilized. In addition, securities selected using a quantitative model could perform differently from the financial markets as a whole as a result of the characteristics used in the analysis, the weight placed on each characteristic and changes in the characteristic’s historical trends. The factors used in such analyses may not be predictive of a security’s value and its effectiveness can change over time. These changes may not be reflected in the quantitative model. There can be no assurance that use of a quantitative model will enable the Fund to achieve positive returns or outperform the market.

High Portfolio Turnover Risk. The Fund’s investment strategy may from time-to-time result in higher turnover rates. This may increase the Fund’s brokerage commission costs, which could negatively impact the performance of the Fund. Rapid portfolio turnover also exposes shareholders to a higher current realization of short-term capital gains, distributions of which would generally be taxed to you as ordinary income and thus cause you to pay higher taxes.

Non-Diversification Risk. The Fund is non-diversified, meaning that it is permitted to invest a larger percentage of its assets in fewer issuers than diversified funds. Thus, the Fund may be more susceptible to adverse developments affecting any single issuer held in its portfolio and may be more susceptible to greater losses because of these developments.

ETF Risks.

- *Authorized Participants, Market Makers and Liquidity Providers Concentration Risk.* The Fund has a limited number of financial institutions that may act as Authorized Participants (“APs”). In addition, there may be a limited number of market makers and/or liquidity providers in the marketplace. To the extent either of the following events occur, Shares may trade at a material discount to NAV and possibly face delisting: (i) APs exit the business or otherwise become unable to process creation and/or redemption orders and no other APs step forward to perform these services, or (ii) market makers and/or liquidity providers exit the business or significantly reduce their business activities and no other entities step forward to perform their functions.
- *Premium-Discount Risk.* The Shares may trade above or below their net asset value (“NAV”). The market prices of Shares will generally fluctuate in accordance with changes in NAV as well as the relative supply of, and demand for, Shares on The Nasdaq Stock Market, LLC (the “Exchange”) or other securities exchanges. The trading price of Shares may deviate significantly from NAV during periods of market volatility or limited trading activity in Shares. In addition, you may incur the cost of the “spread,” that is, any difference between the bid price and the ask price of the Shares.
- *Cost of Trading Risk.* Investors buying or selling Shares in the secondary market will pay brokerage commissions or other charges imposed by brokers as determined by that broker. Brokerage commissions are often a fixed amount and may be a significant proportional cost for investors seeking to buy or sell relatively small amounts of Shares.
- *Trading Risk.* Although the Shares are listed on the Exchange, there can be no assurance that an active or liquid trading market for them will develop or be maintained. In addition, trading in Shares on the Exchange may be halted. In stressed market conditions, the liquidity of Shares may begin to mirror the liquidity of its underlying portfolio holdings, which can be less liquid than Shares, potentially causing the market price of Shares to deviate from its NAV. The spread varies over time for Shares of the Fund based on the Fund’s trading volume and market liquidity and is generally lower if the Fund has high trading volume and market liquidity, and higher if the Fund has little trading volume and market liquidity (which is often the case for funds that are newly launched or small in size).

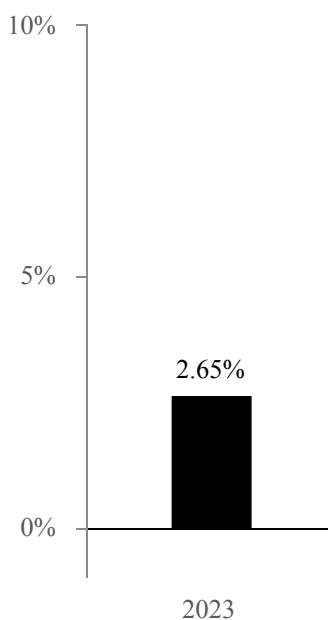
Cash and Cash Equivalents Risk. Holding cash or cash equivalents rather than securities or other instruments in which the Fund primarily invests, even strategically, may cause the Fund to risk losing opportunities to participate in market appreciation, and may cause the Fund to experience potentially lower returns than the Fund’s benchmark or other funds that remain fully invested.

Geopolitical/Natural Disaster Risks. The Fund’s investments are subject to geopolitical and natural disaster risks, such as war, terrorism, trade disputes, political or economic dysfunction within some nations, public health crises and related geopolitical events, as well as environmental disasters, epidemics and/or pandemics, which may add to instability in world economies and volatility in markets. The impact may be short-term or may last for extended periods.

PERFORMANCE

The following information provides some indication of the risks of investing in the Fund. The bar chart shows the Fund's performance for calendar years ended December 31. The table shows illustrates how the Fund's average annual returns for one-year and since inception periods compare with those of a broad measure of market performance. The Fund's past performance, before and after taxes, is not necessarily an indication of how the Fund will perform in the future. Performance information is also available on the Fund's website at www.alphaarchitect.com/funds or by calling the Fund at (215) 882-9983.

Calendar Year Total Return as of December 31



During the period of time shown in the bar chart, the Fund's highest return for a calendar quarter was 1.62% (quarter ended December 31, 2023) and the Fund's lowest return for a calendar quarter was 0.24% (quarter ended March 31, 2023).

Average Annual Total Returns (for periods ended December 31, 2023)	1 Year	Since Inception (11/16/22)
Return Before Taxes	2.65%	2.07%
Return After Taxes on Distributions	1.11%	-1.45%
Return After Taxes on Distributions and Sale of Shares	1.59%	0.10%
Solactive US Aggregate Bond Index (reflects no deduction for fees or expenses) ¹	5.28%	4.85%

¹ Index assumes withholding taxes on dividends.

After-tax returns are calculated using the highest historical individual U.S. federal marginal income tax rates during the period covered by the table and do not reflect the impact of state and local taxes. Actual after-tax returns depend on your tax situation and may differ from those shown and are not relevant if you hold your shares through a tax-deferred arrangement, such as a 401(k) plan or an IRA. In some cases, the return after taxes may exceed the return before taxes due to an assumed tax benefit from any losses on a sale of Fund shares at the end of the measurement period.

The Solactive US Aggregate Bond Index aims to track the performance of the USD denominated bond market.

INVESTMENT ADVISER AND INVESTMENT SUB-ADVISER

Investment Adviser: Empowered Funds, LLC dba EA Advisers serves as the investment adviser of the Fund.

Investment Sub-Adviser: Alpha Architect, LLC serves as the sub-adviser of the Fund.

PORTFOLIO MANAGERS

Messrs. Wesley R. Gray and John Vogel are co-portfolio managers for the Fund. Messrs. Gray and Vogel have been primarily and jointly responsible for the day-to-day management of the Fund since November 2022.

SUMMARY INFORMATION ABOUT PURCHASES, SALES, TAXES, AND FINANCIAL INTERMEDIARY COMPENSATION

PURCHASE AND SALE OF FUND SHARES

The Fund issues and redeems Shares on a continuous basis only in large blocks of Shares, typically 10,000 Shares, called "Creation Units," and only APs (typically, broker-dealers) may purchase or redeem Creation Units. Creation Units generally are issued and redeemed 'in-kind' for securities and partially in cash. Individual Shares may only be purchased and sold in secondary market transactions through brokers. Once created, individual Shares generally trade in the secondary market at market prices that change throughout the day. Market prices of Shares may be greater or less than their NAV. **Except when aggregated in Creation Units, the Fund's shares are not redeemable securities.**

TAX INFORMATION

The Fund's distributions generally are taxable to you as ordinary income, capital gain, or some combination of both, unless your investment is made through an IRA or other tax-advantaged account. However, subsequent withdrawals from such a tax-advantaged account may be subject to U.S. federal income tax. You should consult your own tax advisor about your specific tax situation.

PURCHASES THROUGH BROKER-DEALERS AND OTHER FINANCIAL INTERMEDIARIES

If you purchase Shares through a broker-dealer or other financial intermediary, the Fund and its related companies may pay the intermediary for the sale of Shares and related services. These payments may create a conflict of interest by influencing the broker-dealer or other intermediary and your salesperson to recommend Shares over another investment. Ask your salesperson or visit your financial intermediary's website for more information.

ALPHA ARCHITECT TAIL RISK ETF

Fund Summary

INVESTMENT OBJECTIVE

The Alpha Architect Tail Risk ETF (the “Fund”) seeks to maximize total return through a combination of capital appreciation and current income.

FEES AND EXPENSES

This table describes the fees and expenses that you may pay if you buy, hold, and sell shares of the Fund (“Shares”). **You may also pay brokerage commissions on the purchase and sale of Shares, which are not reflected in the table or example.**

ANNUAL FUND OPERATING EXPENSES (EXPENSES THAT YOU PAY EACH YEAR AS A PERCENTAGE OF THE VALUE OF YOUR INVESTMENT)

Management Fee	0.63%
Distribution and/or Service (12b-1) Fees	0.00%
Other Expenses	0.00%
Acquired Fund Fees and Expenses	0.07%
Total Annual Fund Operating Expenses	0.70%
Fees Waived and/or Reimbursed	(0.07%)
Total Annual Fund Operating Expenses After Waiving and/or Reimbursing Expenses ¹	0.63%

1. The Adviser has contractually agreed to waive receipt of its management fees and/or assume expenses of the Fund, including any acquired fund fees or expenses (“AFFE”) related to the Fund’s investment in the Alpha Architect 1-3 Month Box ETF so that the total annual operating expenses of the Fund (excluding payments under the Fund’s Rule 12b-1 distribution and service plan (if any), brokerage expenses, taxes (including tax-related services), interest (including borrowing costs), litigation expense (including class action-related services) and other non-routine or extraordinary expenses) do not exceed 0.63% of the Fund’s average daily net assets. Any AFFE associated with Fund investments in any other acquired funds are not included in the fee waiver. This agreement may only be changed or terminated by a vote of the holders of a majority of the Fund’s outstanding voting securities.

EXAMPLE

The following example is intended to help you compare the cost of investing in the Fund with the cost of investing in other funds. The example assumes that you invest \$10,000 for the time periods indicated and then redeem all of your Shares at the end of those periods. The example reflects the Fund’s contractual expense limitation agreement for the term of the contractual expense limitation agreement. The example also assumes that the Fund provides a return of 5% a year and that operating expenses remain the same. You may also pay brokerage commissions on the purchase and sale of Shares, which are not reflected in the example. Although your actual costs may be higher or lower, based on these assumptions your costs would be:

One Year:	Three Years:	Five Years:	Ten Years:
\$64	\$202	\$351	\$786

PORTFOLIO TURNOVER

The Fund may pay transaction costs, including commissions when it buys and sells securities (or “turns over” its portfolio). A higher portfolio turnover rate may indicate higher transaction costs and may result in higher taxes when Shares are held in a taxable account. These costs, which are not reflected in annual fund operating expenses or in the example, affect the Fund’s performance. For the fiscal period ended September 30, 2023, the Fund’s portfolio turnover rate was 0% of the average value of its portfolio.

PRINCIPAL INVESTMENT STRATEGIES

The Fund is an actively managed exchange-traded fund (“ETF”). The Fund will invest, under normal circumstances, in a portfolio of options contracts on securities that are linked to the performance of an index whose value is based on companies with market capitalizations that qualify them as “large cap” companies.

Arin Risk Advisors, LLC (“Arin Risk Advisors”) considers a company to be a “large cap” company if its market capitalization is at least \$10 billion. Arin Risk Advisors utilizes one or more combinations of long and short put and call options, such as options on securities that are linked to the performance of the S&P 500 Index (the “Index”) (these options are known as “SPX Options”) in an effort to gain broad market exposure as well as to hedge the Fund’s market exposure and generate income. The Fund may, from time to time, also invest in options on other broad-based market indexes that represent the U.S. large-cap equity market. While the Fund invests in securities whose prices are affected by changes in the value of the Index, the Fund does not typically maintain full long investment exposure to the Index, does not track the Index, and its performance may differ significantly from that of the Index. The Fund may utilize either standard exchange-listed options or FLEXible EXchange® Options (“FLEX Options”) or a combination of both.

The Fund’s three primary objectives are: (i) to gain a varying amount of market exposure to the Index; (ii) limit risk relative to a decline in the Index and profit from a market dislocation event; and (iii) generate a series of cash flows. Arin Risk Advisors considers a market dislocation event (also known as a tail risk event) when the Index suffers an extreme market decline (generally greater than 25%) within a few months accompanied by a sustained increase in expected Index volatility (generally greater than 50) - see discussion of Protective Options below. Examples of historical market dislocation or tail risk events that have met both of these standards include the Financial Crisis of 2008-09 and the COVID-19 Pandemic of 2020.

In order to gain Index exposure, the Fund will sell SPX Options or a combination of SPX Options that are expected to allow the Fund to realize gains if the Index remains above certain price levels expressed by the strike prices of the Fund’s SPX Options contracts. Even if the Index price fails to appreciate in value, the Fund may realize gains from the option premiums paid to the Fund when such options expire worthless or when the value of such options decreases over time. These gains are attributable to the decrease in value of the SPX Options sold over time and is typically referred to as “theta”. In cases where the Index falls below certain price levels, the Fund will experience gains and losses that are in line with the movement of the Index. The difference between the Index price and the strike prices of the Fund’s SPX Options determines the extent of the Fund’s market exposure to the Index. If the Index price remains above the strike price, the Fund will have modest Index exposure. If the Index price trades below the strike price, the Fund will have greater Index exposure. In cases where the Index price rises above certain levels, then the Fund will experience gains only up to the amount of option premium initially received. The Fund’s investment exposure to the Index will generally vary between 120% exposure to the Index and -40% (i.e., short exposure to the Index), exclusive of the Protective Options as discussed below. The Fund’s exposure to the Index will depend on the mix of call options and put options in the Fund’s portfolio, and whether such options have been sold or purchased by the Fund.

The Fund’s total performance will be a function of its exposure to the Index over certain periods of time and the income and expenses of the option premiums. The Fund’s assets serve as collateral for options that are bought and sold in an attempt to gain market exposure to the Index. The SPX Options in the Fund’s portfolio each have a trading volume sufficient to preclude the Fund’s trades from influencing prices. The Fund may also use short SPX Options (short SPX Options generate immediate cash inflows in exchange for taking on the obligation of delivering cash at a future date) or long SPX Options (long SPX Options require an initial cash payment in exchange for the right to receive a future cash payment at a future date). The Fund may also utilize call or put spreads to limit the downside risk of the Fund. The Fund will purchase SPX call options or sell SPX put options (including spreads) when Arin Risk Advisors believes the value of the Index will increase and will purchase SPX put options or sell SPX call options (including spreads) when Arin Risk Advisors believes the value of the Index will decrease.

An option spread combines two or more option contracts as a single trade. The Fund sells one SPX Option and simultaneously buys an offsetting position in another SPX Option. When selling a spread, the maximum gain is the net premium collected and the maximum loss is equal to the difference in the respective strike prices, less the premium collected. The use of spreads may limit the Fund’s exposure to the Index depending upon the rate of change in the Index, Arin Risk Advisors’ ability to adjust the position, and the pricing of the SPX Options used to create the spread. There may be instances where the Fund has no long market exposure and may temporarily have

short market exposure. Such an instance may arise when the market either rises or falls at a rate in excess of the levels provided by the SPX Option contracts held by the Fund for long market exposure.

The following is an overview of the limitations on the Fund's use of put and call options:

- When the Fund sells call options, the Fund receives an option premium and will experience a loss if the Index rises above the call option strike price plus the premium collected;
- When the Fund buys call options, the Fund pays a premium and will experience a loss if the Index fails to rise above the call option strike price plus the premium paid;
- When the Fund sells put options, the Fund receives a premium and will experience a loss if the Index falls below the put option strike price less the premium collected; and
- When the Fund buys put options, the Fund pays a premium and will experience a loss if the Index fails to fall below the put option strike price less the premium paid.

The Fund will purchase other SPX Options ("Protective Options") that should appreciate during a market dislocation event. During other market periods, such as when the Index is increasing in value, the Protective Options will decrease the Fund's return. When the Index falls below the strike prices of the Protective Options, the Fund will be negatively correlated to the Index. The Protective Options provide the Fund with potential reductions to its Index exposure (see above where Index exposure is typically between 120% exposure to the Index and -40%) and may cause the Fund's Index exposure to fall below -40%. If the Index were to suddenly fall below the strike prices of the Protective Options, the Fund should experience a gain from the decline in the Index.

The SPX Option exposure from the Protective Options is referred to as the Fund's "Protection Ratio". This Protection Ratio represents the number of Protective Options expiring in greater than 40 days with strike prices that are at least five percent (5%) below the current Index value as compared to the number of SPX Options representing the investment of all the Fund's assets (the Fund's total net assets divided by the Index value divided by 100 units per contract). A higher Protection Ratio would generally mean the Fund owns relatively more Protective Options as compared to its net assets than when the Fund has a lower Protection Ratio. Purchasing the Protective Options during periods without any market dislocation events will cause the Fund's return to be lower that it would have been had the Fund purchased fewer or no Protective Options. Arin Risk Advisors seeks to keep the Protection Ratio above 10 and as high as possible while attempting to minimize this carrying cost. There may be periods where the high carrying cost of the Protective Options may result in Fund's Protection Ratio remaining below 10. Furthermore, during a market dislocation event, the Fund expects its Protective Options to increase in value. When the Protective Options increase in value, the Fund may experience a high cost to continue holding all of its Protective Options and Arin Risk Advisors may seek to sell some or all of the Protective Options.

Arin Risk Advisors will also maintain a collateral portfolio that is designed primarily to serve as margin or collateral for the Fund's options positions and secondarily to enhance the Fund's return by generating income (the "Collateral Portfolio"). Under normal circumstances, the Fund will allocate approximately 20% of its capital to gain exposure to the Index, 1% to 10% of the Fund's assets will be allocated to the Protective Options and the remaining cash will be utilized as part of the Collateral Portfolio. The Collateral Portfolio is comprised of cash or cash equivalents, including United States Treasury Securities, money-market instruments, money-market mutual funds, or option "box spreads" ("Box Spreads"), including ETFs that hold Box Spreads. A Box Spread is a synthetic bond created by combining different options trades that have offsetting spreads (e.g., purchases and sales on the same underlying instrument, such as an index or an ETF, but with different strike prices).

Arin Risk Advisors may invest up to 100% of the Collateral Portfolio in the Alpha Architect 1-3 Month Box ETF (the "1-3 Month Box ETF"). The 1-3 Month Box ETF is advised by Empowered Funds, LLC dba EA Advisers (the "Adviser") and is sub-advised by Arin Risk Advisors and Alpha Architect, LLC. The 1-3 Month Box ETF is an actively managed ETF whose investment objective is to provide investment results that, before fees and expenses, equal or exceed the price and yield performance of an investment that tracks the 1-3 month sector of the United States Treasury Bill market. To achieve its principal investment strategy the 1-3 Month Box ETF primarily invests in Box Spreads.

The Fund may engage in active and frequent trading of portfolio securities to achieve its investment objective. The Fund's portfolio turnover rate is expected to be greater than 100%. A high portfolio turnover rate will increase the Fund's brokerage commission costs, which will negatively impact the performance of the Fund.

PRINCIPAL RISKS

An investment in the Fund involves risk, including those described below. *There is no assurance that the Fund will achieve its investment objective.* An investor may lose money by investing in the Fund. An investment in the Fund is not a bank deposit and is not insured or guaranteed by the FDIC or any government agency. More complete risk descriptions are set forth below under the heading “*Additional Information About the Fund’s Risks*”.

Options Risk.

- *Selling or Writing Options.* Writing option contracts can result in losses that exceed the seller’s initial investment and may lead to additional turnover and higher tax liability. The risk involved in writing a call option is that there could be an increase in the market value of the underlying or reference asset. An underlying or reference asset may be an index, equity security, or ETF. If this occurs, the call option could be exercised and the underlying asset would then be sold at a lower price than its current market value. In the case of cash settled call options such as SPX options, the call seller would be required to purchase the call option at a price that is higher than the original sales price for such call option. Similarly, while writing call options can reduce the risk of owning the underlying asset, such a strategy limits the opportunity to profit from an increase in the market value of the underlying asset in exchange for up-front cash at the time of selling the call option. The risk involved in writing a put option is that there could be a decrease in the market value of the underlying asset. If this occurs, the put option could be exercised and the underlying asset would then be sold at a higher price than its current market value. In the case of cash settled put options, the put seller would be required to purchase the put option at a price that is higher than the original sales price for such put option.
- *Buying or Purchasing Options Risk.* If a call or put option is not sold when it has remaining value and if the market price of the underlying asset, in the case of a call option, remains less than or equal to the exercise price, or, in the case of a put option, remains equal to or greater than the exercise price, the buyer will lose its entire investment in the call or put option. Since many factors influence the value of an option, including the price of the underlying asset, the exercise price, the time to expiration, the interest rate, and the dividend rate of the underlying asset, the buyer’s success in implementing an option buying strategy may depend on an ability to predict movements in the prices of individual assets, fluctuations in markets, and movements in interest rates. There is no assurance that a liquid market will exist when the buyer seeks to close out any option position. When an option is purchased to hedge against price movements in an underlying asset, the price of the option may move more or less than the price of the underlying asset.
- *Box Spread Risk.* A Box Spread is a synthetic bond created by combining different options trades that have offsetting spreads (e.g., purchases and sales on the same underlying instrument, such as an index or an ETF, but with different strike prices). If one or more of these individual option positions are modified or closed separately prior to the option contract’s expiration, then the Box Spread may no longer effectively eliminate risk tied to the underlying asset’s price movement. Furthermore, the Box Spread’s value is derived in the market and is in part, based on the time until the options comprising the Box Spread expire and the prevailing market interest rates. If the Fund (or an underlying ETF) sells a Box Spread prior to its expiration, then the Fund may incur a loss. The Fund’s ability to profit from Box Spreads is dependent on the availability and willingness of other market participants to sell Box Spreads to the Fund (or the underlying ETF) at competitive prices.
- *FLEX Options Risk.* FLEX Options are exchange-traded options contracts with uniquely customizable terms like exercise price, style, and expiration date. Due to their customization and potentially unique terms, FLEX Options may be less liquid than other securities, such as standard exchange listed options. In less liquid markets for the FLEX Options, the Fund may have difficulty closing out certain FLEX Options positions at desired times and prices. The value of FLEX Options will be affected by, among others, changes in the underlying share or equity index price, changes in actual and implied interest rates, changes in the actual and implied volatility of the underlying shares or equity index and the remaining time to until the FLEX Options expire. The value of the FLEX Options will be determined based upon market quotations or using other recognized pricing methods. During periods of reduced market liquidity or in the absence of readily available market quotations for the holdings of the Fund, the ability of the Fund to value the FLEX Options becomes more difficult and the judgment of Arin Risk Advisors (employing the fair value procedures adopted by the Board of Trustees of the Trust) may play a greater role in the valuation of the Fund’s holdings due to reduced availability of reliable objective pricing data.

Derivatives Risk. A derivative is any financial instrument whose value is based on, and determined by, another asset, rate or index (i.e., stock options, futures contracts, caps, floors, etc.). When the Fund obtains exposure to derivatives it will be exposed to the risks of those derivatives. The use of derivatives for non-hedging purposes may be considered to carry more risk than other types of investments. Unfavorable changes in the value of the underlying asset, rate or index may cause sudden losses. Changes in the value of a derivative may not correlate perfectly with the underlying asset, rate or index, as the Fund could lose more than the principal amount invested. Derivative instruments are subject to a number of risks including counterparty, liquidity, interest rate, market, credit and management risks, as well as the risk of improper valuation.

Counterparty Risk. Counterparty risk is the risk that a counterparty to a financial instrument held by the Fund may become insolvent or otherwise fail to perform its obligations, and the Fund may obtain no or limited recovery of its investment, and any recovery may be significantly delayed. Exchange listed options, including FLEX Options, are issued and guaranteed for settlement by the Options Clearing Corporation (“OCC”). The Fund’s investments are at risk that the OCC will be unable or unwilling to perform its obligations under the option contract terms. In the unlikely event that the OCC becomes insolvent or is otherwise unable to meet its settlement obligations, the Fund could suffer significant losses.

Leverage Risk. Leverage risk refers to the potential for increased volatility and losses in a portfolio due to the use of derivatives or other financial instruments that may magnify gains and losses beyond the initial investment. The Fund will utilize derivatives, such as options, to gain exposure to certain assets or markets with a smaller initial investment. While leveraging derivatives can amplify gains, it can also magnify losses significantly. Leverage could possibly create increased volatility for the Fund.

Cash and Cash Equivalents Risk. At any time, the Fund may have significant investments in cash or cash equivalents. When a substantial portion of a portfolio is held in cash or cash equivalents, there is the risk that the value of the cash account, including interest, will not keep pace with inflation, thus reducing purchasing power over time.

Market Risk. The Fund’s investments are subject to changes in general economic conditions, general market fluctuations and the risks inherent in investment in interest rate sensitive markets. Interest rate markets can be volatile and prices of investments can change substantially due to various factors including, but not limited to, economic growth or recession, the investment’s average time to maturity, changes in interest rates, changes in the actual or perceived creditworthiness of issuers, and general market liquidity. The Fund is subject to the risk that geopolitical events will disrupt securities markets and adversely affect global economies and markets. Local, regional or global events such as war, acts of terrorism, the spread of infectious illness or other public health issues, or other events could have a significant impact on the Fund and its investments.

Equity Securities Risk. Investments in securities whose performance is linked to that of equity securities, such as SPX Options, may fluctuate in value in response to many factors, including the activities of the individual issuers included in the Index, general market and economic conditions, interest rates, and specific industry changes. Such price fluctuations subject the Fund to potential losses.

Investment Risk. When you sell your Shares of the Fund, they could be worth less than what you paid for them. Therefore, you may lose money by investing in the Fund.

Large-Capitalization Companies Risk. Large-capitalization companies may trail the returns of the overall stock market. Large-capitalization stocks tend to go through cycles of doing better - or worse - than the stock market in general. These periods have, in the past, lasted for as long as several years. Larger, more established companies may be slow to respond to challenges and may grow more slowly than smaller companies.

Investment Company Risk. An investment in other registered investment companies (including other ETFs, affiliated and non-affiliated) is subject to the risks associated with those investment companies, which include, but are not limited to, the risk that such fund’s investment strategy may not produce the intended results; the risk that securities in such fund may underperform in comparison to the general securities markets or other asset classes; and the risk that the fund will be concentrated in a particular issuer, market, industry or sector, and therefore will be especially susceptible to loss due to adverse occurrences affecting that issuer, market, industry or sector. Moreover, the Fund will incur duplicative expenses from such investments, bearing its share of that fund’s expenses while also paying its own advisory fees and trading costs. Investments in ETFs are also subject to the “ETF Risks” described below.

In addition, the Fund may invest in underlying funds which invest a larger portion of their assets in one or more sectors than many other funds, and thus will be more susceptible to negative events affecting those sectors.

The Fund may invest in affiliated ETFs managed by the Adviser, Alpha Architect, and/or Arin Risk Advisors, including the Architect 1-3 Month Box ETF. The Adviser, Alpha Architect, and/or Arin may be subject to potential conflicts of interest in selecting underlying funds because the fees paid to it by certain affiliated underlying funds are higher than the fees paid by other affiliated and unaffiliated underlying funds. To the extent the Fund invests a significant percentage of its assets in any one affiliated ETF or across multiple affiliated ETFs, the Fund will be subject to a greater degree to the risks particular to the investment strategies employed by the Adviser, Alpha Architect, and/or Arin Risk Advisors.

Valuation Risk. Some portfolio holdings, potentially a large portion of the Fund's investment portfolio, may be valued on the basis of factors other than market quotations. This may occur more often in times of market turmoil or reduced liquidity. There are multiple methods that can be used to value a portfolio holding when market quotations are not readily available. The value established for any portfolio holding at a point in time might differ from what would be produced using a different methodology or if it had been priced using market quotations.

Portfolio holdings that are valued using techniques other than market quotations, including "fair valued" securities, may be subject to greater fluctuation in their valuations from one day to the next than if market quotations were used. In addition, there is no assurance that the Fund could sell or close out a portfolio position for the value established for it at any time, and it is possible that the Fund would incur a loss because a portfolio position is sold or closed out at a discount to the valuation established by the Fund at that time.

High Portfolio Turnover Risk. The Fund's investment strategy is expected to result in a high portfolio turnover rate (100% or more). This will increase the Fund's brokerage commission costs, which could negatively impact the performance of the Fund. When taking into account derivative instruments, including option contracts, and instruments with maturities of one year or less at the time acquisition, the Fund's strategy will result in frequent portfolio trading and, if these instruments were included in the calculation of the Fund's portfolio turnover rate it would exceed 100%.

U.S. Government Securities Risk. U.S. government securities risk refers to the risk that debt securities issued or guaranteed by certain U.S. Government agencies, instrumentalities, and sponsored enterprises are not supported by the full faith and credit of the U.S. Government, and so investments in their securities or obligations issued by them involve credit risk greater than investments in other types of U.S. Government securities.

Management Risk. The Fund is actively managed and Arin Risk Advisors' ability to choose suitable investments and implement the strategies described above has a significant impact on the ability of the Fund to achieve its investment objectives. In addition, there is the risk that the investment process, techniques and analyses used by Arin Risk Advisors will not produce the desired investment results and the Fund may lose value as a result.

ETF Risks.

- *Authorized Participants, Market Makers and Liquidity Providers Concentration Risk.* The Fund has a limited number of financial institutions that may act as Authorized Participants ("APs"). In addition, there may be a limited number of market makers and/or liquidity providers in the marketplace. To the extent either of the following events occur, Shares may trade at a material discount to NAV and possibly face delisting: (i) APs exit the business or otherwise become unable to process creation and/or redemption orders and no other APs step forward to perform these services, or (ii) market makers and/or liquidity providers exit the business or significantly reduce their business activities and no other entities step forward to perform their functions.
- *Premium-Discount Risk.* The Shares may trade above or below their net asset value ("NAV"). The market prices of Shares will generally fluctuate in accordance with changes in NAV as well as the relative supply of, and demand for, Shares on Cboe BZX Exchange, Inc. (the "Exchange") or other securities exchanges. The trading price of Shares may deviate significantly from NAV during periods of market volatility or limited trading activity in Shares. In addition, you may incur the cost of the "spread," that is, any difference between the bid price and the ask price of the Shares.
- *Cost of Trading Risk.* Investors buying or selling Shares in the secondary market will pay brokerage commissions or other charges imposed by brokers as determined by that broker. Brokerage commissions

are often a fixed amount and may be a significant proportional cost for investors seeking to buy or sell relatively small amounts of Shares.

- *Trading Risk.* Although the Shares are listed on the Exchange, there can be no assurance that an active or liquid trading market for them will develop or be maintained. In addition, trading in Shares on the Exchange may be halted. In stressed market conditions, the liquidity of Shares may begin to mirror the liquidity of its underlying portfolio holdings, which can be less liquid than Shares, potentially causing the market price of Shares to deviate from its NAV. The spread varies over time for Shares of the Fund based on the Fund's trading volume and market liquidity and is generally lower if the Fund has high trading volume and market liquidity, and higher if the Fund has little trading volume and market liquidity (which is often the case for funds that are newly launched or small in size).

Cash Creation Unit Risk. Unlike most other ETFs, the Fund expects to effect a substantial portion of its creations and redemptions for cash, rather than in-kind securities (although redemptions will also be done in-kind under certain circumstances). The use of cash creations and redemptions may also cause the Fund's shares to trade in the market at greater bid-ask spreads or greater premiums or discounts to the Fund's NAV. As a practical matter, only institutions and large investors, such as market makers or other large broker dealers, also known as "authorized participants," create or redeem shares directly through the Fund. Most investors will buy and sell shares of the Fund on an exchange through a broker-dealer. Cash creation and redemption transactions may result in certain brokerage, tax, execution, price movement and other costs and expenses related to the execution of trades resulting from such transactions. To offset these expenses, the Fund will collect fees from the applicable authorized participant to reimburse the Fund for any costs incurred by the Fund that result from a cash creation or redemption. The use of cash for redemptions will limit the tax efficiency of the Fund.

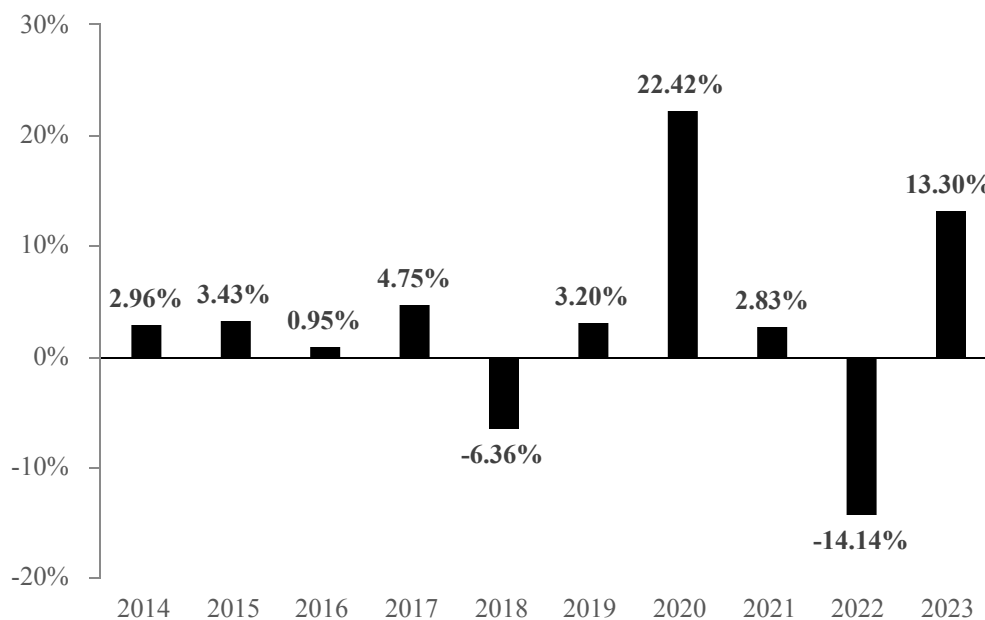
Geopolitical/Natural Disaster Risks. The Fund's investments are subject to geopolitical and natural disaster risks, such as war, terrorism, trade disputes, political or economic dysfunction within some nations, public health crises and related geopolitical events, as well as environmental disasters, epidemics and/or pandemics, which may add to instability in world economies and volatility in markets. The impact may be short-term or may last for extended periods.

Tax Risk. The Fund intends to qualify as a regulated investment company ("RIC") under the Internal Revenue Code of 1986, as amended. However, the U.S. federal income tax treatment of certain aspects of the options strategy employed by the Fund are not entirely clear under existing law, including identifying the issuer of an option, and could affect such qualification. If, in any year, the Fund fails to qualify as a RIC, the Fund itself generally would be subject to U.S. federal income taxation and distributions received by its shareholders generally would be subject to further U.S. federal income taxation.

PERFORMANCE

The following information provides some indication of the risks of investing in the Fund. The Fund has adopted the performance of the Arin Large Cap Theta Fund, a series of the Starboard Investment Trust (the "Predecessor Mutual Fund") as the result of the reorganization of the Predecessor Mutual Fund into the Fund (the "Reorganization"). The bar chart shows the Fund's (and Predecessor Mutual Fund's) performance for calendar years ended December 31. The table shows illustrates how the Fund's (and Predecessor Mutual Fund's) average annual returns for one-year, five-year, and ten-year periods compare with those of a broad measure of market performance.

The Fund's total net operating expense ratio is equivalent to the total net operating expense ratio of the Predecessor Mutual Fund. Returns in the bar chart and table for the Predecessor Mutual Fund have not been adjusted. Unlike the Fund's (and Predecessor Mutual Fund's) returns, the index returns do not reflect any deductions for fees, expenses or taxes. Past performance, before or after taxes, is not indicative of future performance. Performance information is also available on the Fund's website at www.alphaarchitect.com/funds or by calling the Fund at (215) 882-9983.



During the period shown in the bar chart, the highest quarterly performance for the Predecessor Mutual Fund was 28.99% (for the quarter ended March 31, 2020). The lowest quarterly performance was -14.16% (for the quarter ended June 30, 2022).*

Average Annual Total Returns

(for periods ended December 31, 2023)

	1 Year	5 Years	10 Years	Since Inception (08/14/2013)
Return Before Taxes	13.30%	4.79%	2.91%	3.39%
Return After Taxes on Distributions ¹	13.30%	3.88%	2.02%	2.46%
Return After Taxes on Distributions and Sale of Fund Shares ¹	7.87%	3.50%	2.02%	2.39%
S&P 500 Total Return Index (reflects no deductions for fees, expenses or taxes) ²	26.29%	15.69%	12.03%	12.65%

* The Predecessor Mutual Fund commenced operations on August 14, 2013.

¹ This table shows returns for the Institutional Class Shares of the Predecessor Mutual Fund, which commenced operations on August 14, 2013. After-tax returns are calculated using the highest historical individual U.S. federal marginal income tax rates during the period covered by the table and do not reflect the impact of state and local taxes. Actual after-tax returns depend on your tax situation and may differ from those shown and are not relevant if you hold your shares through a tax-deferred arrangement, such as a 401(k) plan or an IRA.

² Index assumes withholding taxes on dividends.

INVESTMENT ADVISER AND INVESTMENT SUB-ADVISERS

Investment Adviser: Empowered Funds, LLC dba EA Advisers (“Adviser”)
Investment Sub-Advisers: Arin Risk Advisors, LLC (“Arin Risk Advisors”)
Alpha Architect, LLC (“Alpha Architect”)

PORTFOLIO MANAGERS

The Fund’s portfolio is managed on a day-to-day basis by Lawrence Lempert and Joseph DeSipio. Messrs. Lempert and DeSipio have managed the Fund since its inception in 2023.

Each has also served as a portfolio manager of the Predecessor Mutual Fund since its inception in August 2013.

SUMMARY INFORMATION ABOUT PURCHASES, SALES, TAXES, AND FINANCIAL INTERMEDIARY COMPENSATION

PURCHASE AND SALE OF FUND SHARES

The Fund issues and redeems Shares on a continuous basis only in large blocks of Shares, typically 10,000 Shares, called “Creation Units,” and only APs (typically, broker-dealers) may purchase or redeem Creation Units. Creation Units are primarily issued in cash and redeemed ‘in-kind’ for securities and/or in cash. Individual Shares may only be purchased and sold in secondary market transactions through brokers. Once created, individual Shares generally trade in the secondary market at market prices that change throughout the day. Market prices of Shares may be greater or less than their NAV. **Except when aggregated in Creation Units, the Fund’s shares are not redeemable securities.**

TAX INFORMATION

The Fund’s distributions generally are taxable to you as ordinary income, capital gain, or some combination of both, unless your investment is made through an IRA or other tax-advantaged account. However, subsequent withdrawals from such a tax-advantaged account may be subject to U.S. federal income tax. In the event that a shareholder purchases Shares shortly before a distribution by the Fund, the entire distribution may be taxable to the shareholder even though a portion of the distribution effectively represents a return of the purchase price. You should consult your own tax advisor about your specific tax situation.

PURCHASES THROUGH BROKER-DEALERS AND OTHER FINANCIAL INTERMEDIARIES

If you purchase Shares through a broker-dealer or other financial intermediary, the Fund and its related companies may pay the intermediary for the sale of Shares and related services. These payments may create a conflict of interest by influencing the broker-dealer or other intermediary and your salesperson to recommend Shares over another investment. Ask your salesperson or visit your financial intermediary’s website for more information.

ADDITIONAL INFORMATION ABOUT THE FUNDS

HOW ARE THE FUNDS DIFFERENT FROM MUTUAL FUNDS?

Redeemability. Mutual fund shares may be bought from, and redeemed with, the issuing fund for cash at NAV typically calculated once at the end of the business day. Shares of the Funds, by contrast, cannot be purchased from or redeemed with the Funds except by or through APs (typically, broker-dealers), and then principally for an in-kind basket of securities (and a limited cash amount). With respect to the Alpha Architect Tail Risk ETF, shares of the Fund are purchased from or redeemed with the Fund through APs principally for cash for purchases and an in-kind basket of securities (and a limited cash amount) for redemptions. In addition, each Fund issues and redeems Shares on a continuous basis only in large blocks of Shares (for example, 10,000 Shares) called “Creation Units.”

Exchange Listing. Unlike mutual fund shares, Shares of each Fund are listed for trading on the Exchange. Investors can purchase and sell Shares on the secondary market through a broker. Investors purchasing Shares in the secondary market through a brokerage account or with the assistance of a broker may be subject to brokerage commissions and charges. Secondary-market transactions do not occur at NAV, but at market prices that change throughout the day, based on the supply of, and demand for, Shares and on changes in the prices of a Fund’s portfolio holdings. The market price of Shares may differ from the NAV of a Fund. The difference between market price of Shares and the NAV of a Fund is called a premium when the market price is above the reported NAV and called a discount when the market price is below the reported NAV, and the difference is expected to be small most of the time, though it may be significant, especially in times of extreme market volatility.

Tax Treatment. The Funds (excluding Alpha Architect Tail Risk ETF) and the Shares have been designed to be tax-efficient where possible. Specifically, their in-kind creation and redemption feature has been designed to protect Fund shareholders from adverse tax consequences applicable to non-ETF registered investment companies as a result of cash transactions in the non-ETF registered investment company’s shares, including cash redemptions. Nevertheless, to the extent redemptions from a Fund are paid in cash, the Fund may realize capital gains or losses, including in some cases short-term capital gains, upon the sale of portfolio securities to generate the cash to satisfy the redemption. In addition, tax treatment of options may negate certain tax efficiencies outlined above.

Transparency. Each Fund’s portfolio holdings are disclosed on its website daily after the close of trading on the Exchange and prior to the opening of trading on the Exchange the following day. A description of the Funds’ policies and procedures with respect to the disclosure of the Funds’ portfolio holdings is available in the Funds’ Statement of Additional Information (“SAI”).

Premium/Discount Information. Information about the premiums and discounts at which the Funds’ Shares have traded is available at www.alphaarchitect.com/funds.

ADDITIONAL INFORMATION ABOUT THE FUNDS’ INVESTMENT OBJECTIVES AND STRATEGIES

Each Fund’s investment objective is a non-fundamental investment policy and may be changed without a vote of shareholders with prior written notice to shareholders.

Alpha Architect U.S. Quantitative Value ETF

Under normal circumstances, the Fund will invest at least 80% of its net assets, plus any borrowings for investment purposes, in securities of U.S. companies. The Fund’s 80% policy is non-fundamental and can be changed without shareholder approval. However, Fund shareholders would be given at least 60 days’ notice prior to any such change.

For purposes of the Fund’s 80% policy, securities of U.S. companies include the securities of any company organized outside of the United States (a) that is included in the S&P 500[®] Index, (b) that has its headquarters or principal location of operations in the United States, (c) whose primary listing is on a securities exchange or market in the United States, or (d) that derives a majority of its revenues in the United States.

Alpha Architect International Quantitative Value ETF

Under normal circumstances, the Fund will invest at least 65% of its net assets, plus any borrowings for investment purposes, in equity securities of international companies and their depositary receipts.

For purposes of the Fund’s 65% policy, securities of international companies include the securities of any company (a) that is organized outside of the United States, (b) that is included in the MSCI EAFE Index, (c) that has its headquarters or principal location of operations in a country outside of the United States, (d) whose primary listing

is on a securities exchange or market outside of the United States, or (e) that derives a majority of its revenues outside of the United States.

Alpha Architect U.S. Quantitative Momentum ETF

Under normal circumstances, the Fund will invest at least 80% of its net assets, plus any borrowings for investment purposes, in securities of U.S. companies. The Fund's 80% policy is non-fundamental and can be changed without shareholder approval. However, Fund shareholders would be given at least 60 days' notice prior to any such change.

For purposes of the Fund's 80% policy, securities of U.S. companies include the securities of any company organized outside of the United States (a) that is included in the S&P 500[®] Index, (b) that has its headquarters or principal location of operations in the United States, (c) whose primary listing is on a securities exchange or market in the United States, or (d) that derives a majority of its revenues in the United States.

Alpha Architect International Quantitative Momentum ETF

Under normal circumstances, the Fund will invest at least 65% of its net assets, plus any borrowings for investment purposes, in equity securities of international companies and their depositary receipts.

For purposes of the Fund's 65% policy, securities of international companies include the securities of any company (a) that is organized outside of the United States, (b) that is included in the MSCI EAFE Index, (c) that has its headquarters or principal location of operations in a country outside of the United States, (d) whose primary listing is on a securities exchange or market outside of the United States, or (e) that derives a majority of its revenues outside of the United States.

Alpha Architect Value Momentum Trend ETF

Under normal circumstances, at least 80% of the Fund's total assets (exclusive of collateral held from securities lending) will be invested in the component securities of the Underlying Alpha Architect ETFs. The Fund may also, from time to time, include holdings of (or short) various securities and financial instruments (such as futures contracts and options on securities, indices and futures contracts) based on trends in market returns and moving averages. The Fund and the Underlying Alpha Architect ETFs are part of the same group of investment companies.

Alpha Architect High Inflation and Deflation ETF

The Fund is an actively managed non-diversified fund managed by Alpha Architect. Alpha Architect manages the Fund using a proprietary methodology that allocates assets across the Fund's Target Asset Classes in accordance with perceived market conditions. Alpha Architect does retain discretion to modify the model but does not anticipate major deviations from the model driven asset allocation process, but such deviations may occur in response to extreme market conditions. The asset allocation process can only be changed by Alpha Architect.

The Fund primarily invests its assets in the shares of registered investment companies, including affiliated and non-affiliated underlying funds, that emphasize investments in the Fund's Target Asset Classes. The Fund expects to obtain its exposure to the Target Asset Classes primarily through its investments in underlying funds, but the Fund also may invest in equity interests in real estate investment trusts (REITs) and directly in intermediate-term U.S. Treasury bonds. Alpha Architect believes its investments in underlying funds will provide an efficient low cost means for the Fund to gain exposure to the Target Asset Classes.

Alpha Architect's target weightings, when all Target Asset Classes have a "buy" signal, for the Fund are 50% exposure to intermediate-term U.S. Treasury bonds, 25% exposure to real estate securities, including REITs, and 25% exposure to commodities. The target weightings are simply investment targets and are subject to change based on Alpha Architect's analysis of current market conditions. If Alpha Architect's analysis indicates a negative trend for any of the Fund's Target Asset Classes, Alpha Architect will reduce or eliminate the Fund's exposure to such Target Asset Class and invest such reallocated assets into other Target Asset Classes or cash and cash equivalents. The Fund's investments in cash and cash equivalents, which may represent at times 100% of the Fund's assets, will consist of money market funds, U.S. Treasury bills, and/or U.S. Treasury bill equivalents (or an underlying fund that focus its investments on these objectives).

Intermediate-term U.S. Treasury Bonds. The Fund's exposure to intermediate-term U.S. treasury bonds will be primarily through its investments in underlying funds that generally maintain portfolios that consist of U.S. Treasury securities that have a remaining maturity of greater than or equal to three years and less than ten years, are rated investment grade, and have \$300 million or more of outstanding face value. "Investment-grade" debt securities are

securities rated at or above “BBB-” or “Baa3” by at least one of S&P Global Ratings (S&P) or Moody’s Investors Service (Moody’s), respectively, or that have comparable ratings from other nationally recognized statistical rating organizations (NRSROs). The Fund may, at times, invest directly in intermediate-term U.S. Treasury bonds.

REIT Investments. The Fund expects to invest in REITs or underlying funds that have exposure to REITs. REITs offer investors greater liquidity and diversification than direct ownership of real estate. REITs also offer the potential for higher income than an investment in common stocks would provide. As with any investment in real estate, however, a REIT’s performance depends on specific factors, such as the company’s ability to find tenants for its properties, to renew leases, and to finance property purchases and renovations. Investments in REITs may not correspond to returns from direct property ownership. The Fund’s expects to have exposure to equity REITs, mortgage REITs and hybrid REITs. Equity REITs typically generate income from rental and lease payments, and they offer the potential for growth from property appreciation as well as occasional capital gains from the sale of property. A mortgage REIT makes loans to commercial real estate developers. Mortgage REITs earn interest income and are subject to credit risk (i.e., the chance that a developer will fail to repay a loan). A hybrid REIT holds both properties and mortgages.

Commodity Investments. Commodities are assets that have tangible properties and that are used in commerce, such as fuels (e.g., crude oil, natural gas and gasoline), precious and industrial metals, livestock and agricultural products. The Fund seeks to gain exposure to commodity markets by investing in underlying funds that have exposure to commodities. The underlying funds may invest in commodity-linked instruments, such as commodity futures, swap agreements, commodity-linked notes, exchange-traded products (including exchange-traded notes and other ETFs) to obtain exposure to commodities. The value of commodity-linked instruments may be affected by overall market movements and other factors affecting the value of a particular industry or commodity, such as weather, disease, embargoes, or political and regulatory developments. The underlying funds may invest in other instruments whose value goes up or down based on price movements of underlying physical commodities, such as commodity-linked notes, exchange-traded notes (“ETNs”), other ETFs and other investment companies. An ETN is an unsecured debt security that trades on an established exchange. Its underlying value is based on the value of an index, commodity, interest rate or other objectively determined reference. A commodity linked note is an instrument that has characteristics of both a debt security and a commodity-linked derivative instrument. It typically makes interest payments like a debt security, and at maturity, the principal payment is linked to the price movement of a commodity, commodity index, or Commodity Futures contract.

Alpha Architect Tail Risk ETF

The Fund is an actively-managed ETF. The Fund will invest, under normal circumstances, in a portfolio of options contracts on securities that are linked to the performance of an index whose value is based on companies with market capitalizations that qualify them as “large cap” companies.

Arin Risk Advisors considers a company to be a “large cap” company if its market capitalization is at least \$10 billion. Arin Risk Advisors utilizes one or more combinations of long and short put and call options, such as options on securities that are linked to the performance of the S&P 500 Index (the “Index”) (these options are known as “SPX Options”) in an effort to gain broad market exposure as well as to hedge the Fund’s market exposure and generate income. The Fund may, from time to time, also invest in options on other broad-based market indexes that represent the U.S. large-cap equity market. While the Fund invests in securities whose prices are affected by changes in the value of the Index, the Fund does not typically maintain full long investment exposure to the Index, does not track the Index, and its performance may differ significantly from that of the Index. The Fund may utilize either standard exchange-listed options or FLEX Options or a combination of both.

The Fund’s three primary objectives are: (i) to gain a varying amount of market exposure to the Index; (ii) limit risk relative to a decline in the Index and profit from a market dislocation event; and (iii) generate a series of cash flows. Arin Risk Advisors considers a market dislocation event (also known as a tail risk event) when the Index suffers an extreme market decline (generally greater than 25%) within a few months accompanied by a sustained increase in expected Index volatility (generally greater than 50) - see discussion of Protective Options below. Examples of historical market dislocation or tail risk events that have met both of these standards include the Financial Crisis of 2008-09 and the COVID-19 Pandemic of 2020.

In order to gain Index exposure, the Fund will sell SPX Options or a combination of SPX Options that are expected to allow the Fund to realize gains if the Index remains above certain price levels expressed by the strike prices of the Fund's SPX Options contracts. Even if the Index price fails to appreciate in value, the Fund may realize gains from the option premiums paid to the Fund when such options expire worthless or when the value of such options decreases over time. These gains are attributable to the decrease in value of the SPX Options sold over time and is typically referred to as "theta". In cases where the Index falls below certain price levels, the Fund will experience gains and losses that are in line with the movement of the Index. The difference between the Index price and the strike prices of the Fund's SPX Options determines the extent of the Fund's market exposure to the Index. If the Index price remains above the strike price, the Fund will have modest Index exposure. If the Index price trades below the strike price, the Fund will have greater Index exposure. In cases where the Index price rises above certain levels, then the Fund will experience gains only up to the amount of option premium initially received. The Fund's investment exposure to the Index will generally vary between 120% exposure to the Index and -40% (i.e., short exposure to the Index), exclusive of the Protective Options as discussed below. The Fund's exposure to the Index will depend on the mix of call options and put options in the Fund's portfolio, and whether such options have been sold or purchased by the Fund. The Fund's total performance will be a function of its exposure to the Index over certain periods of time and the income and expenses of the option premiums.

The Fund's assets serve as collateral for options that are bought and sold in an attempt to gain market exposure to the Index. The SPX Options in the Fund's portfolio each have a trading volume sufficient to preclude the Fund's trades from influencing prices. The Fund may also use short SPX Options (short SPX Options generate immediate cash inflows in exchange for taking on the obligation of delivering cash at a future date) or long SPX Options (long SPX Options require an initial cash payment in exchange for the right to receive a future cash payment at a future date). The Fund may also utilize call or put spreads to limit the downside risk of the Fund. The Fund will purchase SPX call options or sell SPX put options (including spreads) when Arin Risk Advisors believes the value of the Index will increase and will purchase SPX put options or sell SPX call options (including spreads) when Arin Risk Advisors believes the value of the Index will decrease.

An option spread combines two or more option contracts as a single trade. The Fund sells one SPX Option and simultaneously buys an offsetting position in another SPX Option. When selling a spread, the maximum gain is the net premium collected and the maximum loss is equal to the difference in the respective strike prices, less the premium collected. The use of spreads may limit the Fund's exposure to the Index depending upon the rate of change in the Index, Arin Risk Advisors' ability to adjust the position, and the pricing of the SPX Options used to create the spread. There may be instances where the Fund has no long market exposure and may temporarily have short market exposure. Such an instance may arise when the market either rises or falls at a rate in excess of the levels provided by the SPX Option contracts held by the Fund for long market exposure.

The following is an overview of the limitations on the Fund's use of put and call options:

- When the Fund sells call options, the Fund receives an option premium and will experience a loss if the Index rises above the call option strike price plus the premium collected;
- When the Fund buys call options, the Fund pays a premium and will experience a loss if the Index fails to rise above the call option strike price plus the premium paid;
- When the Fund sells put options, the Fund receives a premium and will experience a loss if the Index falls below the put option strike price less the premium collected; and
- When the Fund buys put options, the Fund pays a premium and will experience a loss if the Index fails to fall below the put option strike price less the premium paid.

The Fund will purchase other SPX Options ("Protective Options") that should appreciate during a market dislocation event. During other market periods, such as when the Index is increasing in value, the Protective Options will decrease the Fund's return. When the Index falls below the strike prices of the Protective Options, the Fund will be negatively correlated to the Index. The Protective Options provide the Fund with potential reductions to its Index exposure (see above where Index exposure is typically between 120% exposure to the Index and -40%) and may cause the Fund's Index exposure to fall below -40%. If the Index were to suddenly fall below the strike prices of the Protective Options, the Fund should experience a gain from the decline in the Index.

The SPX Option exposure from the Protective Options is referred to as the Fund's "Protection Ratio". This Protection Ratio represents the number of Protective Options expiring in greater than 40 days with strike prices that are at least five percent (5%) below the current Index value as compared to the number of SPX Options representing the investment of all the Fund's assets (the Fund's total net assets divided by the Index value divided by 100 units per contract). A higher Protection Ratio would generally mean the Fund owns relatively more Protective Options as compared to its net assets than when the Fund has a lower Protection Ratio. Purchasing the Protective Options during periods without any market dislocation events will cause the Fund's return to be lower that it would have been had the Fund purchased fewer or no Protective Options. Arin Risk Advisors seeks to keep the Protection Ratio above 10 and as high as possible while attempting to minimize this carrying cost. There may be periods where the high carrying cost of the Protective Options may result in Fund's Protection Ratio remaining below 10. Furthermore, during a market dislocation event, the Fund expects its Protective Options to increase in value. When the Protective Options increase in value, the Fund may experience a high cost to continue holding all of its Protective Options and Arin Risk Advisors may seek to sell some or all of the Protective Options.

Arin Risk Advisors will also maintain a collateral portfolio that is designed primarily to serve as margin or collateral for the Fund's options positions and secondarily to enhance the Fund's return by generating income (the "Collateral Portfolio"). Under normal circumstances, the Fund will allocate approximately 20% of its capital to gain exposure to the Index, 1% to 10% of the Fund's assets will be allocated to the Protective Options and the remaining cash will be utilized as part of the Collateral Portfolio. The Collateral Portfolio is comprised of cash or cash equivalents, including United States Treasury Securities, money-market instruments, money-market mutual funds, or option "box spreads" ("Box Spreads"), including ETFs that hold Box Spreads. A Box Spread is a synthetic bond created by combining different options trades that have offsetting spreads (e.g., purchases and sales on the same underlying instrument, such as an index or an ETF, but with different strike prices).

Arin Risk Advisors may invest up to 100% of the Collateral Portfolio in the Alpha Architect 1-3 Month Box ETF (the "1-3 Month Box ETF"). The 1-3 Month Box ETF is advised by Empowered Funds, LLC dba EA Advisers and is sub-advised by Arin Risk Advisors and Alpha Architect. The 1-3 Month Box ETF is an actively managed ETF whose investment objective is to provide investment results that, before fees and expenses, equal or exceed the price and yield performance of an investment that tracks the 1-3-month sector of the United States Treasury Bill market. To achieve its principal investment strategy the 1-3 Month Box ETF primarily invests in Box Spreads.

Alpha Architect works closely with Arin Risk Advisors as it relates to providing strategic investment advice to the Fund.

The Fund may engage in active and frequent trading of portfolio securities to achieve its investment objective. The Fund's portfolio turnover rate is expected to be greater than 100%. A high portfolio turnover rate will increase the Fund's brokerage commission costs, which will negatively impact the performance of the Fund.

Temporary Defensive Positions. A Fund may, from time to time, take temporary defensive positions that are inconsistent with the Fund's principal investment strategy in an attempt to respond to adverse market, economic, political, or other conditions. During such an unusual set of circumstances, the Fund may hold up to 100% of its portfolio in cash or cash equivalent positions. When a Fund takes temporary defensive positions, the Fund may not be able to achieve its investment objectives.

ADDITIONAL INFORMATION ABOUT THE FUNDS' RISKS

The table below provides additional information about the risks of investing in each Fund, including the principal risks identified under “Principal Risks” in each Fund Summary. Following the table, each risk is explained.

Risks	QVAL	IVAL	QMOM	IMOM
Consumer Discretionary Sector Risk	X	X	X	X
Depository Receipts Risk		X		X
Energy Sector Risk	X	X		
Equity Investing Risk	X	X	X	X
ETF Risks	X	X	X	X
Financials Sector Risk				X
Foreign Investment Risk		X		X
Geopolitical/Natural Disasters Risks	X	X	X	X
High Portfolio Turnover Risk	X		X	X
Industrials Sector Risk	X	X	X	
Information Technology Risk			X	
Investment Risk	X	X	X	X
Large-Capitalization Companies Risk	X	X	X	X
Management Risk	X	X	X	X
Momentum Style Risk			X	X
Periodic Reallocation Risk	X	X	X	X
Quantitative Security Selection Risk	X	X	X	X
Small- and Mid-Capitalization Company Risk	X	X	X	X
Value Style Investing Risk	X	X		

Risks	VMOT	HIDE	CAOS
Asset Allocation Risk		X	
Cash and Cash Equivalents Risk		X	X
Cash Creation Unit Risk			X
Commodity Futures Risk		X	
Commodity Risk		X	
Commodity Swaps Risk		X	
Commodity-Linked Derivatives Risk		X	
Commodity-Linked Note Risk		X	
Consumer Discretionary Sector Risk	X		
Counterparty Risk			X
Credit Risk		X	
Depository Receipts Risk	X		
Derivatives Risk	X	X	X
Energy Sector Risk	X		
Equity Investing Risk	X		
Equity Securities Risk			X
ETF Risks	X	X	X
Fixed Income Risk		X	
Foreign Investment Risk	X		
Fund of Funds Risk	X	X	
Geopolitical/Natural Disasters Risks	X	X	X
Hedging Model Risk	X		
Hedging Risk – General	X		
High Portfolio Turnover Risk		X	X
Interest Rate Risk		X	
Investment Company Risk		X	X
Investment Risk	X	X	X
Large-Capitalization Companies Risk	X		X
Leverage Risk		X	X
Management Risk	X	X	X
Market Risk			X
Momentum Style Risk	X		
Non-Diversification Risk		X	
Options Risk			X
Periodic Reallocation Risk	X		
Portfolio Size Risk	X		
Quantitative Security Selection Risk	X	X	
Real Estate Investment Risk		X	
Risk of U.S. Treasury Bills		X	
Short Sale Risk	X		
Small- and Mid-Capitalization Company Risk	X		
Tax Risk			X
Underlying Alpha Architect ETFs Risk	X	X	X
U.S. Government Securities Risk			X
Valuation Risk			X
Value Style Investing Risk	X		

Asset Allocation Risk. The Fund is also subject to asset allocation risk, which is the chance that the selection of investments, and the allocation of assets to such investments, will cause the Fund to underperform other funds with a similar investment objective.

Cash and Cash Equivalents Risk. Holding cash or cash equivalents rather than securities or other instruments in which the Fund primarily invests, even strategically, may cause the Fund to risk losing opportunities to participate in market appreciation, and may cause the Fund to experience potentially lower returns than the Fund's benchmark or other funds that remain fully invested.

With respect to the Alpha Architect Tail Risk ETF, at any time, the Fund may have significant investments in cash or cash equivalents. When a substantial portion of a portfolio is held in cash or cash equivalents, there is the risk that the value of the cash account, including interest, will not keep pace with inflation, thus reducing purchasing power over time.

Cash Creation Unit Risk. Unlike most other ETFs, the Alpha Architect Tail Risk ETF expects to effect a substantial portion of its creations and redemptions for cash, rather than in-kind securities (although redemptions will also be done in-kind under certain circumstances). The use of cash creations and redemptions may also cause the Fund's shares to trade in the market at greater bid-ask spreads or greater premiums or discounts to the Fund's NAV. As a practical matter, only institutions and large investors, such as market makers or other large broker dealers, also known as "authorized participants," create or redeem shares directly through the Fund. Most investors will buy and sell shares of the Fund on an exchange through a broker-dealer. Cash creation and redemption transactions may result in certain brokerage, tax, execution, price movement and other costs and expenses related to the execution of trades resulting from such transactions. To offset these expenses, the Fund will collect fees from the applicable authorized participant to reimburse the Fund for any costs incurred by the Fund that result from a cash creation or redemption. The use of cash for redemptions will limit the tax efficiency of the Fund.

Commodity Futures Risk. The Fund seeks to gain exposure to commodity markets by investing in underlying funds that have exposure to commodities and this may include exposure to commodity futures contracts. Risks of Commodity futures include: (i) an imperfect correlation between the value of the futures contract and the underlying commodity or commodity index; (ii) possible lack of a liquid secondary market; (iii) the inability to close a futures contract when desired; (iv) losses caused by unanticipated market movements, which may be unlimited; and (v) an obligation for the investor to make daily cash payments to maintain its required collateral, or margin, particularly at times when the investor may have insufficient cash or must sell securities to meet those margin requirements. Although the counterparty to an exchange-traded futures contract is often backed by a futures commission merchant ("FCM") or clearing organization that is further backed by a group of financial institutions, there may be instances in which the FCM or the clearing organization could fail to perform its obligations, causing significant losses to the investor.

Commodity Risk. Investing in physical commodities is speculative and can be extremely volatile. Market prices of commodities may fluctuate rapidly based on numerous factors, including: changes in supply and demand relationships (whether actual, perceived, anticipated, unanticipated or unrealized); weather; agriculture; trade; domestic and foreign political and economic events and policies; diseases; pestilence; technological developments; currency exchange rate fluctuations; and monetary and other governmental policies, action and inaction. Commodities include, among other things, energy products, agricultural products, industrial metals, precious metals and livestock. The commodities markets may fluctuate widely based on a variety of factors, including overall market movements, economic events and policies, changes in interest rates or inflation rates, changes in monetary and exchange control programs, war, acts of terrorism, natural disasters and technological developments. Variables such as disease, drought, floods, weather, trade, embargoes, tariffs and other political events, in particular, may have a larger impact on commodity prices than on traditional securities. These additional variables may create additional investment risks that subject an underlying fund's investments to greater volatility than investments in traditional securities. The prices of commodities can also fluctuate widely due to supply and demand disruptions in major producing or consuming regions. Because certain commodities may be produced in a limited number of countries and may be controlled by a small number of producers, political, economic and supply-related events in such countries could have a disproportionate impact on the prices of such commodities. These factors may affect the value of an underlying fund in varying ways, and different factors may cause the value and the volatility of an underlying fund to move in inconsistent directions at inconsistent rates.

Commodity Swaps Risk. The Fund seeks to gain exposure to commodity markets by investing in underlying funds that have exposure to commodities and this may include exposure to commodity swaps. If a counterparty to a Commodity swap agreement becomes bankrupt or otherwise fails to perform its obligations under the commodity swap due to financial difficulties, the Fund could suffer losses. Central clearing is designed to reduce counterparty credit risk compared to uncleared commodity swaps because central clearing interposes the central clearinghouse as the counterparty to each participant's swap, but it does not eliminate those risks completely. Credit risk of cleared commodity swap participants is concentrated in a few clearinghouses and the consequences of insolvency of a clearinghouse are not clear. Commodity swaps are subject to pricing risk (i.e., commodity swaps may be hard to value) and may be considered illiquid.

Commodity-Linked Derivatives Risk. The Fund seeks to gain exposure to commodity markets by investing in underlying funds that have exposure to commodities and this may include exposure to commodity-linked derivatives. The value of a commodity-linked derivative investment is typically based upon the price movements of a physical commodity (such as heating oil, precious metals, livestock, or agricultural products), a commodity futures contract or commodity index, or some other readily measurable economic variable. Commodity-linked derivatives provide exposure, which may include long and/or short exposure, to the investment returns of physical commodities that trade in the commodities markets without investing directly in physical commodities. The value of commodity-linked derivative instruments may be affected by changes in overall market movements, volatility of the underlying Index, changes in interest rates, or factors affecting a particular industry or commodity, such as drought, floods, weather, livestock disease, embargoes, tariffs and international economic, political and regulatory developments. The value of commodity-linked derivatives will rise or fall in response to changes in the underlying commodity or related index. Investments in commodity-linked derivatives may be subject to greater volatility than non-derivative based investments. A highly liquid secondary market may not exist for certain commodity-linked derivatives, and there can be no assurance that one will develop.

Commodity-Linked Note Risk. The Fund seeks to gain exposure to commodity markets by investing in underlying funds that have exposure to commodities and this may include exposure to commodity-linked notes. Commodity-linked notes have characteristics of both a debt security and a derivative. Typically, they are issued by a bank at a specified face value and pay a fixed or floating rate linked to the performance of an underlying asset, such as commodity indices, particular commodities or commodity futures contracts. As such, an investor faces the economic risk of movements in commodity prices by investing in such notes. These notes also are subject to credit, market and interest rate risks that in general affect the values of debt securities.

Consumer Discretionary Sector Risk. Companies engaged in the design, production or distribution of products or services for the consumer discretionary sector are subject to the risk that their products or services may become obsolete quickly. The success of these companies can depend heavily on disposable household income and consumer spending. During periods of an expanding economy, the consumer discretionary sector may outperform the consumer staples sector, but may underperform when economic conditions worsen.

Counterparty Risk. Counterparty risk is the risk that a counterparty to a financial instrument held by the Fund may become insolvent or otherwise fail to perform its obligations, and the Fund may obtain no or limited recovery of its investment, and any recovery may be significantly delayed. Exchange listed options, including FLEX Options, are issued and guaranteed for settlement by the OCC. The Fund bears the risk that the OCC will be unable or unwilling to perform its obligations under the options contracts. In the unlikely event that the OCC becomes insolvent or is otherwise unable to meet its settlement obligations, the Fund could suffer significant losses. Additionally, FLEX Options may be illiquid, and in such cases, the Fund may have difficulty closing out certain FLEX Options positions at desired times and prices. Also, since the Fund is not a member of the OCC (a "clearing member"), and only clearing members can participate directly in the OCC, the Fund will hold options contracts through commingled omnibus accounts at clearing members. As a result, Fund assets deposited with a clearing member as margin for options contracts may, in certain circumstances, be used to satisfy losses of other clients of the Fund's clearing member. Although clearing members guarantee performance of their clients' obligations to the OCC, there is a risk that Fund assets might not be fully protected in the event of the clearing member's bankruptcy.

Credit Risk. Debt securities are subject to credit risk. Credit risk refers to the possibility that the issuer or guarantor of a security will be unable and/or unwilling to make timely interest payments and/or repay the principal on its debt or to otherwise honor its obligations and/or default completely. Debt securities are subject to varying degrees of credit risk, depending on the issuer's financial condition and on the terms of the securities, which may be reflected

in credit ratings. There is a possibility that the credit rating of a debt security may be downgraded after purchase or the perception of an issuer's credit worthiness may decline, which may adversely affect the value of the security.

Depository Receipts Risk. The risks of investments in depository receipts, including American Depository Receipts ("ADRs"), European Depository Receipts ("EDRs"), and Global Depository Receipts ("GDRs"), are substantially similar to Foreign Investment Risk. In addition, depository receipts may not track the price of the underlying foreign securities, and their value may change materially at times when the U.S. markets are not open for trading.

Derivatives Risk. A derivative is any financial instrument whose value is based on, and determined by, another asset, rate or index (i.e., stock options, futures contracts, caps, floors, etc.). Unfavorable changes in the value of the underlying asset, rate or index may cause sudden losses. Changes in the value of a derivative may not correlate perfectly with the underlying asset, rate or index, as the Fund could lose more than the principal amount invested. Derivative instruments are subject to a number of risks including counterparty, liquidity, interest rate, market, credit and management risks, as well as the risk of improper valuation.

The Alpha Architect Value Momentum Trend ETF uses derivatives for hedging purposes; the Fund primarily uses exchange-traded equity index futures contracts and exchange-traded interest rate futures contracts, the primary risks associated with the Fund's use of derivatives are equity market risk and hedging risk.

When the Alpha Architect High Inflation and Deflation ETF obtains exposure to derivatives through its investments in underlying funds, it will be indirectly exposed to the risks of those derivatives. The derivatives used by the underlying funds may be for non-hedging purposes. This use of derivative instruments may be considered to carry more risk than other types of investments.

When the Alpha Architect Tail Risk ETF obtains exposure to derivatives, it will be indirectly exposed to the risks of those derivatives. See Options Risk below for more detail on the risks associated with Fund's use of derivatives. The use of derivative instruments may be considered to carry more risk than other types of investments.

Energy Sector Risk. The market value of securities in the energy sector may decline for many reasons including, fluctuations in energy prices and supply and demand of energy fuels caused by geopolitical events, the success of exploration projects, weather or meteorological events, taxes, increased governmental or environmental regulation, resource depletion, rising interest rates, declines in domestic or foreign production, accidents or catastrophic events that result in injury, loss of life or property, pollution or other environmental damage claims, terrorist threats or attacks, among others. Markets for various energy-related commodities can have significant volatility and are subject to control or manipulation by large producers or purchasers. Companies in the energy sector may need to make substantial expenditures, and may incur significant amounts of debt, to maintain or expand their reserves through exploration of new sources of supply, through the development of existing sources, through acquisitions, or through long-term contracts to acquire reserves. Factors adversely affecting producers, refiners, distributors, or others in the energy sector may adversely affect companies that service or supply those entities, either because demand for those services or products is curtailed, or those services or products come under price pressure. Issuers in the energy sector may also be impacted by changing investor and consumer preferences arising from the sector's potential exposure to sustainability and environmental concerns.

Equity Investing Risk. An investment in a Fund involves risks similar to those of investing in any fund holding equity securities, such as market fluctuations, changes in interest rates and perceived trends in stock prices. The values of equity securities could decline generally or could underperform other investments. Different types of equity securities tend to go through cycles of outperformance and underperformance in comparison to the general securities markets. In addition, securities may decline in value due to factors affecting a specific issuer, market or securities markets generally. Recent turbulence in financial markets and reduced liquidity in credit and fixed income markets may negatively affect many issuers worldwide, which may have an adverse effect on a Fund.

Equity Securities Risk. Investments in securities whose performance is linked to that of equity securities, such as SPX options, may fluctuate in value response to many factors, including the activities of the individual issuers included in the Index, general market and economic conditions, interest rates, and specific industry changes. Such price fluctuations subject the Fund to potential losses.

ETF Risks.

- *Authorized Participants, Market Makers and Liquidity Providers Concentration Risk.* The Fund has a limited number of financial institutions that may act as Authorized Participants ("APs"). In addition, there may be a limited number of market makers and/or liquidity providers in the marketplace. To the extent

either of the following events occur, Shares may trade at a material discount to NAV and possibly face delisting: (i) APs exit the business or otherwise become unable to process creation and/or redemption orders and no other APs step forward to perform these services, or (ii) market makers and/or liquidity providers exit the business or significantly reduce their business activities and no other entities step forward to perform their functions.

- *Premium-Discount Risk.* The Shares may trade above or below their net asset value (“NAV”). The market prices of Shares will generally fluctuate in accordance with changes in NAV as well as the relative supply of, and demand for, Shares on an Exchange or other securities exchanges. The trading price of Shares may deviate significantly from NAV during periods of market volatility or limited trading activity in Shares. In addition, you may incur the cost of the “spread,” that is, any difference between the bid price and the ask price of the Shares. For the Alpha Architect International Quantitative Value ETF and the Alpha Architect International Quantitative Momentum ETF, because securities held by those Funds may trade on foreign exchanges that are closed when its primary listing exchange is open, a Fund is likely to experience premiums and discounts greater than those of domestic ETFs.
- *Cost of Trading Risk.* Investors buying or selling Shares in the secondary market will pay brokerage commissions or other charges imposed by brokers as determined by that broker. Brokerage commissions are often a fixed amount and may be a significant proportional cost for investors seeking to buy or sell relatively small amounts of Shares. In addition, secondary market investors will also incur the cost of the difference between the price that an investor is willing to pay for Shares (the “bid” price) and the price at which an investor is willing to sell Shares (the “ask” price). This difference in bid and ask prices is often referred to as the “spread” or “bid/ask spread.” The bid/ask spread varies over time for Shares based on trading volume and market liquidity, and is generally lower if Shares have more trading volume and market liquidity and higher if Shares have little trading volume and market liquidity. Further, increased market volatility may cause increased bid/ask spreads.
- *Trading Risk.* Although the Shares are listed on the Exchange, there can be no assurance that an active or liquid trading market for them will develop or be maintained. In addition, trading in Shares on the Exchange may be halted due to market conditions or for reasons that, in the view of the Exchange, make trading in Shares inadvisable. When markets are stressed, Shares could suffer erratic or unpredictable trading activity, extraordinary volatility or wide bid/ask spreads, which could cause some market makers and APs to reduce their market activity or “step away” from making a market in ETF shares. This could cause the Fund’s market price to deviate, materially, from the NAV, and reduce the effectiveness of the ETF arbitrage process. Further, trading in Shares on the Exchange is subject to trading halts caused by extraordinary market volatility pursuant to the “circuit breaker” rules, which temporarily halt trading on the Exchange when a decline in the S&P 500 Index during a single day reaches certain thresholds (e.g., 7%, 13% and 20%). There can be no assurance that the requirements of the Exchange necessary to maintain the listing of the Fund will continue to be met or will remain unchanged. In stressed market conditions, the liquidity of Shares may begin to mirror the liquidity of the Fund’s underlying portfolio holdings, which can be significantly less liquid than Shares, and this could lead to differences between the market price of the Shares and the underlying value of those Shares.

Financials Sector Risk. Companies in the financials sector of an economy are subject to extensive governmental regulation and intervention, which may adversely affect the scope of their activities, the prices they can charge, the amount of capital they must maintain and, potentially, their size. The extent to which the Fund may invest in a company that engages in securities-related activities or banking is limited by applicable law. Governmental regulation may change frequently and may have significant adverse consequences for companies in the financials sector, including effects not intended by such regulation. Recently enacted legislation in the U.S. has relaxed capital requirements and other regulatory burdens on certain U.S. banks. While the effect of the legislation may benefit certain companies in the financials sector, increased risk taking by affected banks may also result in greater overall risk in the U.S. and global financials sector. The impact of changes in capital requirements, or recent or future regulation in various countries, on any individual financial company or on the financials sector as a whole cannot be predicted. Certain risks may impact the value of investments in the financials sector more severely than those of investments outside this sector, including the risks associated with companies that operate with substantial financial leverage. Companies in the financials sector may also be adversely affected by increases in interest rates and loan losses, decreases in the availability of money or asset valuations, credit rating downgrades and adverse conditions in other related markets. Insurance companies, in particular, may be subject to severe price competition and/or rate

regulation, which may have an adverse impact on their profitability. The financials sector is particularly sensitive to fluctuations in interest rates. The financials sector is also a target for cyberattacks, and may experience technology malfunctions and disruptions. In recent years, cyberattacks and technology malfunctions and failures have become increasingly frequent in this sector and have reportedly caused losses to companies in this sector, which may negatively impact the Fund.

Fixed Income Risk. The market value of fixed income securities will change in response to interest rate changes and other factors, such as changes in the effective maturities and credit ratings of fixed income investments. During periods of falling interest rates, the values of outstanding fixed income securities and related financial instruments generally rise. Conversely, during periods of rising interest rates, the values of such securities and related financial instruments generally decline. Fixed income investments are also subject to credit risk. The longer the effective maturity and duration of the Fund's portfolio, the more the Fund's share price is likely to react to changes in interest rates. (Duration is a weighted measure of the length of time required to receive the present value of future payments, both interest and principal, from a fixed income security.) Some fixed income securities give the issuer the option to call, or redeem, the securities before their maturity dates. If an issuer calls its security during a time of declining interest rates, the Fund might have to reinvest the proceeds in an investment offering a lower yield, and therefore might not benefit from any increase in value of the security as a result of declining interest rates. During periods of market illiquidity or rising interest rates, prices of callable issues are subject to increased price fluctuation. In addition, the Fund may be subject to extension risk, which occurs during a rising interest rate environment because certain obligations may be paid off by an issuer more slowly than anticipated, causing the value of those securities held by the Fund to fall.

Foreign Investment Risk. The Alpha Architect International Quantitative Value ETF, Alpha Architect International Quantitative Momentum ETF and Alpha Architect Value Momentum Trend ETF may invest in foreign securities, although the Alpha Architect Value Momentum Trend ETF's investments in foreign securities will generally be indirect through its investments in the Underlying Alpha Architect ETFs. Foreign investments may include non-U.S. dollar-denominated securities traded outside of the United States and U.S. dollar-denominated securities of foreign issuers traded in the United States. Returns on investments in foreign securities could be more volatile than, or trail the returns on, investments in U.S. securities. Investments in foreign securities, including investments in American Depositary Receipts (ADRs), European Depositary Receipts (EDRs) and Global Depositary Receipts (GDRs) are subject to special risks, including the following:

Foreign Securities Risk. Investments in non-U.S. securities involve risks that may not be present with investments in U.S. securities. For example, investments in non-U.S. securities may be subject to risk of loss due to foreign currency fluctuations or to political or economic instability. There may be less information publicly available about a non-U.S. issuer than a U.S. issuer. Non-U.S. issuers may be subject to different accounting, auditing, financial reporting and investor protection standards than U.S. issuers. Changes to the financial condition or credit rating of foreign issuers may also adversely affect the value of a Fund's securities. Investments in non-U.S. securities may be subject to withholding or other taxes and may be subject to additional trading, settlement, custodial, and operational risks. Because legal systems differ, there is also the possibility that it will be difficult to obtain or enforce legal judgments in some countries. Since foreign exchanges may be open on days when a Fund does not price its Shares, the value of the securities in a Fund's portfolio may change on days when shareholders will not be able to purchase or sell a Fund's Shares. Conversely, Shares may trade on days when foreign exchanges are closed. Investment in foreign securities may involve higher costs than investment in U.S. securities, including higher transaction and custody costs as well as the imposition of additional taxes by foreign governments. Each of these factors can make investments in a Fund more volatile and potentially less liquid than other types of investments.

Capital Controls Risk. Economic conditions, such as volatile currency exchange rates and interest rates, political events and other conditions may, without prior warning, lead to government intervention and the imposition of "capital controls" or expropriation or nationalization of assets. The possible establishment of exchange controls or freezes on the convertibility of currency, or the adoption of other governmental restrictions, might adversely affect an investment in foreign securities. Capital controls include the prohibition of, or restrictions on, the ability to transfer currency, securities, or other assets within or out of a jurisdiction.

Levies may be placed on profits repatriated by foreign entities (such as a Fund). Capital controls may impact the ability of a Fund to buy, sell or otherwise transfer securities or currency, may adversely affect the trading market and price for Shares of a Fund, and may cause a Fund to decline in value.

Depository Receipt Risk. A Fund's investments in foreign companies may be in the form of depository receipts, including ADRs, EDRs, and GDRs. ADRs, EDRs, and GDRs are generally subject to the risks of investing directly in foreign securities and, in some cases, there may be less information available about the underlying issuers than would be the case with a direct investment in the foreign issuer. ADRs are U.S. dollar-denominated receipts representing shares of foreign-based corporations. GDRs are similar to ADRs but are shares of foreign-based corporations generally issued by international banks in one or more markets around the world. Investment in ADRs and GDRs may be more or less liquid than the underlying shares in their primary trading market and GDRs may be more volatile. Depository receipts may be "sponsored" or "unsponsored" and may be unregistered and unlisted. Sponsored depository receipts are established jointly by a depository and the underlying issuer, whereas unsponsored depository receipts may be established by a depository without participation by the underlying issuer. Holders of an unsponsored depository receipt generally bear all the costs associated with establishing the unsponsored depository receipt. In addition, the issuers of the securities underlying unsponsored depository receipts are not obligated to disclose material information in the United States and, therefore, there may be less information available regarding such issuers and there may not be a correlation between such information and the market value of the depository receipts. In general, ADRs must be sponsored, but a Fund may invest in unsponsored ADRs under certain limited circumstances. It is expected that not more than 10% of the net assets of a Fund will be invested in unsponsored ADRs. A Fund's investments may also include ADRs and GDRs that are not purchased in the public markets and are restricted securities that can be offered and sold only to "qualified institutional buyers" under Rule 144A of the Securities Act of 1933, as amended (the "Securities Act"). The Adviser will determine the liquidity of these investments pursuant to guidelines established by the Board. If a particular investment in such ADRs or GDRs is deemed illiquid, that investment will be included within a Fund's limitation on investment in illiquid securities. Moreover, if adverse market conditions were to develop during the period between a Fund's decision to sell these types of ADRs or GDRs and the point at which the Fund is permitted or able to sell such security, the Fund might obtain a price less favorable than the price that prevailed when it decided to sell.

Currency Risk. Each Fund's NAV is determined on the basis of U.S. dollars; therefore, a Fund may lose value if the local currency of a foreign market depreciates against the U.S. dollar, even if the local currency value of a Fund's holdings goes up. Currency exchange rates may fluctuate significantly over short periods of time. Currency exchange rates also can be affected unpredictably by intervention; by failure to intervene by U.S. or foreign governments or central banks; or by currency controls or political developments in the U.S. or abroad. Changes in foreign currency exchange rates may affect the NAV of a Fund and the price of a Fund's Shares. Devaluation of a currency by a country's government or banking authority would have a significant impact on the value of any investments denominated in that currency.

Political and Economic Risk. A Fund is subject to foreign political and economic risk not associated with U.S. investments, meaning that political events (civil unrest, national elections, changes in political conditions and foreign relations, imposition of exchange controls and repatriation restrictions), social and economic events (labor strikes, rising inflation) and natural disasters occurring in a foreign country could cause a Fund's investments to experience gains or losses. A Fund also could be unable to enforce its ownership rights or pursue legal remedies in countries where it invests.

Foreign Market and Trading Risk. The trading markets for many foreign securities are not as active as U.S. markets and may have less governmental regulation and oversight. Foreign markets also may have clearance and settlement procedures that make it difficult for a Fund to buy and sell securities. The procedures and rules governing foreign transactions and custody (holding of a Fund's assets) also may involve delays in payment, delivery or recovery of money or investments. These factors could result in a loss to a Fund by causing the Fund to be unable to dispose of an investment or to miss an attractive investment opportunity, or by causing Fund assets to be uninvested for some period of time.

Risks Related to Investing in Australia. Investment in Australian issuers may subject a Fund to regulatory, political, currency, security, and economic risk specific to Australia. The Australian economy is heavily dependent on exports from the agricultural and mining sectors. As a result, the Australian economy is susceptible to fluctuations in the commodity markets. The Australian economy is also becoming increasingly dependent on its growing services industry. The Australian economy is dependent on trading with key trading partners, including the United States, China, Japan, Singapore, and certain European countries. Reduction in spending on Australian products and services, or changes in any of the economies, may cause an adverse impact on the Australian economy. The agricultural and mining sectors of Australia's economy account for the

majority of its exports. Australia is susceptible to fluctuations in the commodity markets and, in particular, in the price and demand for agricultural products and natural resources. Any negative changes in these sectors could have an adverse impact on the Australian economy.

Additionally, Australia is located in a part of the world that has historically been prone to natural disasters, such as hurricanes and droughts, and is economically sensitive to environmental events. Any such event may adversely impact the Australian economy, causing an adverse impact on the value of a Fund's Australian securities.

Risks Related to Investing in Europe. The economies of Europe are highly dependent on each other, both as key trading partners and as in many cases as fellow members maintaining the euro. Reduction in trading activity among European countries may cause an adverse impact on each nation's individual economies. European countries that are part of the Economic and Monetary Union of the European Union ("EU") are required to comply with restrictions on inflation rates, deficits, interest rates, debt levels, and fiscal and monetary controls, each of which may significantly affect every country in Europe. Decreasing imports or exports, changes in governmental or EU regulations on trade, changes in the exchange rate of the euro, the default or threat of default by an EU member country on its sovereign debt, and recessions in an EU member country may have a significant adverse effect on the economies of EU member countries and their trading partners.

Potential implications of Brexit. In addition, the United Kingdom resolved to leave the EU, an event commonly known as "Brexit." The United Kingdom officially left the EU on January 31, 2020. Although the UK and EU have made a trade agreement that was entered into force on May 1, 2021, certain post-EU arrangements were outside the scope of the negotiating mandate and remain unresolved and subject to further negotiation and agreement. There remains significant market uncertainty regarding Brexit's ramifications, and the range of possible political, regulatory, economic and market outcomes are difficult to predict. The uncertainty surrounding the UK's economy, and its legal, political, and economic relationship with the remaining member states of the EU, may continue to be a source of instability and cause considerable disruption in securities markets, including increased volatility and illiquidity, as well as currency fluctuations in the British pound's exchange rate against the U.S. dollar.

Risks Related to Investing in Japan. Investments in securities of Japanese issuers involve risks that are specific to Japan, including certain legal, regulatory, political, economic, nuclear, labor and natural disaster risks.

The growth of Japan's economy has recently lagged that of its Asian neighbors and other major developed economies. Since 2000, Japan's economic growth rate has generally remained low relative to other advanced economies, and it may remain low in the future. The Japanese economy is heavily dependent on international trade and has been adversely affected in the past by trade tariffs, other protectionist measures, competition from emerging economies and the economic conditions of its trading partners. Japan is also heavily dependent on oil and other commodity imports, and higher commodity prices could therefore have a negative impact on the Japanese economy.

Historically, Japan has had unpredictable national politics and may experience frequent political turnover. Future political developments may lead to changes in policy that might adversely affect the Fund's investments. In addition, China has become an important trading partner with Japan. Japan's political relationship with China, however, is strained and delicate. Should political tension increase, it could adversely affect the Japanese economy and destabilize the region as a whole.

The Japanese economy faces several concerns, including a financial system with large levels of nonperforming loans, overleveraged corporate balance sheets, extensive cross-ownership by major corporations, a changing corporate governance structure, and large government deficits. These issues may cause a slowdown of the Japanese economy.

The Japanese yen has fluctuated widely at times, and any increase in its value may cause a decline in exports that could weaken the Japanese economy. The Japanese government has, in the past, intervened in the currency markets to attempt to maintain or reduce the value of the yen. Japanese intervention in the currency markets could cause the value of the yen to fluctuate sharply and unpredictably and could cause losses to investors.

The nuclear power plant catastrophe in Japan in March 2011 may have long-term effects on the Japanese economy and its nuclear energy industry, the extent of which are currently unknown.

Japan has an aging workforce and has experienced a significant population decline in recent years. Japan's labor market appears to be undergoing fundamental structural changes, as a labor market traditionally accustomed to lifetime employment adjusts to meet the need for increased labor mobility, which may adversely affect Japan's economic competitiveness.

Natural disasters, such as earthquakes, volcanic eruptions, typhoons and tsunamis, could occur in Japan or surrounding areas and could negatively affect the Japanese economy, and, in turn, could negatively affect the Funds' investments in Japan.

Fund of Funds Risk. A Fund's investment performance largely depends on the investment performance of its underlying funds. An investment in the Fund is subject to the risks associated with the underlying funds that comprise the Fund's portfolio. As noted above, the risks described in this prospectus apply to the Fund directly and/or indirectly via its investments in one or more underlying funds (e.g., commodity risk). At times, certain of the segments of the market represented by underlying funds may be out of favor and underperform other segments. The Fund will indirectly pay a proportional share of the expenses of the underlying funds in which it invests (including operating expenses and management fees), which are identified in the fee schedule in the Summary section above as "Acquired Fund Fees and Expenses."

With respect to the Alpha Architect High Inflation and Deflation ETF, the Fund may invest in passively managed underlying funds or certain underlying funds that do not produce qualifying income.

A passively managed underlying fund is an investment company whose goal generally is to track or replicate a desired index, such as a market or global segment. ETFs are traded on exchanges and trade similarly to publicly-traded companies. ETFs also have risks and costs that are similar to publicly-traded companies. The goal of many ETFs is to correspond generally to the price and yield performance, before fees and expenses of its underlying index. The risk of not correlating to the index is an additional risk borne by the investors of such ETFs. Because ETFs trade on an exchange, they may not trade at net asset value ("NAV"). Sometimes, the prices of ETFs may vary significantly from the NAVs of the ETF's underlying securities. An actively managed ETF's performance will reflect its adviser's ability to make investment decisions that are suited to achieving the ETF's investment objectives.

Certain underlying funds may not produce qualifying income for purposes of the "Income Requirement" which must be met in order for the Fund to maintain its status as a regulated investment company under the Internal Revenue Code of 1986, as amended (the "Code"). If one or more underlying funds generates more non-qualifying income for purposes of the "Income Requirement" than the Fund's portfolio management expects, it could cause the Fund to inadvertently fail the "Income Requirement" thereby causing the Fund to inadvertently fail to qualify as a regulated investment company under the Code.

The Fund will pay brokerage commissions in connection with the purchase and sale of shares of ETFs and other exchange-traded products ("ETPs"). ETPs that invest in commodities contracts and exposure may be, or may become, subject to regulatory trading limits that could hurt the value of their securities and could affect the Fund's ability to pursue its investment program as described in this prospectus.

Geopolitical/Natural Disaster Risks. The Fund's investments are subject to geopolitical and natural disaster risks, such as war, terrorism, trade disputes, political or economic dysfunction within some nations, public health crises and related geopolitical events, as well as environmental disasters, epidemics and/or pandemics, which may add to instability in world economies and volatility in markets. The impact may be short-term or may last for extended periods.

The respiratory illness COVID-19 caused by a novel coronavirus has resulted in a global pandemic and major disruption to economies and markets around the world, including the United States. Financial markets have experienced extreme volatility and severe losses, and trading in many instruments has been disrupted. Liquidity for many instruments has been greatly reduced for periods of time. Some sectors of the economy and individual issuers have experienced particularly large losses. For some companies, dividend payments have been delayed, reduced, or rescinded. These circumstances may continue for an extended period of time, and may affect adversely the value and liquidity of a Fund's investments.

Hedging Model Risk. The risk that the Fund's use of hedging strategies based on mathematical models may not produce the desired result or risk that Alpha Architect is unable to trade certain derivatives effectively or in a timely manner. Alpha Architect uses a mathematical approach to the implementation of hedging strategies. Maintenance of the hedging strategies will not ensure that the Alpha Architect Value Momentum Trend ETF will deliver competitive

returns. The use of derivatives in connection with the Fund's hedging strategies may expose the Fund to losses (some of which may be sudden) that it would not have otherwise been exposed to if it had only invested directly in equity securities. Hedging strategies could limit the Fund's gains in rising markets and may expose the Fund to costs to which it would otherwise not have been exposed. The Fund's hedging strategies may result in the Fund outperforming the general securities market during periods of flat or negative market performance and underperforming the general securities market during periods of positive market performance.

Alpha Architect's mathematical models used to determine whether to include hedging strategies may perform differently than expected and may negatively affect Fund performance for various reasons, including errors in using or building the models, technical issues implementing the models and various nonquantitative factors (e.g., market or trading system dysfunctions, and investor fear or over-reaction).

Hedging Risk - General. A hedge is an investment made in order to reduce the risk of adverse price movements in a security, by taking an offsetting position in a related security or basket of securities (often a derivative, such as an option or a short sale). While hedging strategies can be very useful and inexpensive ways of reducing risk, they are sometimes ineffective due to unexpected changes in the market. Hedging also involves the risk that changes in the value of the related security or basket of securities will not match those of the instruments being hedged as expected, in which case any losses on the instruments being hedged may not be reduced.

The gains and losses of the Alpha Architect Value Momentum Trend ETF's futures positions may not correlate with the Fund's direct investments in equity securities; as a result, these futures contracts may decline in value at the same time as the Fund's direct investments in equity securities decline in value.

The Fund's use of hedging strategy also exposes the Fund to the risks of investing in derivative contracts (see below for more information on derivatives risks).

High Portfolio Turnover Risk. A Fund's investment strategy (or that of its underlying ETFs) may from time-to-time result in higher turnover rates. This may increase a Fund's brokerage commission costs. The performance of a Fund could be negatively impacted by the increased brokerage commission costs incurred by the Fund. Rapid portfolio turnover also exposes shareholders to a higher current realization of short-term capital gains, distributions of which would generally be taxed to you as ordinary income and thus cause you to pay higher taxes.

With respect to the Alpha Architect Tail Risk ETF, Arin Risk Advisors will sell portfolio securities when it is in the interests of the Fund and its shareholders to do so without regard to the length of time they have been held. As portfolio turnover may involve paying brokerage commissions and other transaction costs, there could be additional expenses for the Fund and those expenses may adversely affect the Fund's performance. High rates of portfolio turnover may also result in the realization of short-term capital gains and losses. Any distributions resulting from such gains will be considered ordinary income for U.S. federal income tax purposes. Under normal circumstances, the anticipated portfolio turnover rate for the Fund, including short-term securities, is expected to be greater than 100%.

Industrials Sector Risk. The value of securities issued by companies in the industrials sector may be affected by supply and demand both for their specific products or services and for industrials sector products in general. The products of manufacturing companies may face obsolescence due to rapid technological developments and frequent new product introduction.

Information Technology Sector Risk. The information technology sector includes companies engaged in internet software and services, technology hardware and storage peripherals, electronic equipment and components, and semiconductors and semiconductor equipment. Information technology companies face intense competition, both domestically and internationally, which may have an adverse effect on profit margins. Information technology companies may have limited product lines, markets, financial resources or personnel. The products of information technology companies may face rapid product obsolescence due to technological developments and frequent new product introduction, unpredictable changes in growth rates and competition for the services of qualified personnel. Failure to introduce new products, develop and maintain a loyal customer base or achieve general market acceptance for their products could have a material adverse effect on a company's business. Companies in the information technology sector are heavily dependent on intellectual property and the loss of patent, copyright or trademark protections may adversely affect the profitability of these companies.

Interest Rate Risk. Changes in interest rates can result in losses for fixed-income and other securities. Specifically, for fixed-income securities or fixed-income ETFs, when interest rates rise, the market values of the fixed-income

instruments normally decrease. Typically, the longer the maturity or duration of a fixed-income security, the greater the security's sensitivity to changes in interest rates. For example, the approximate percentage change in the price of a security with a three-year duration would be expected to drop by approximately 3% in response to a 1% increase in interest rates. Duration is a weighted measure of the length of time required to receive the present value of future payments, both interest and principal, from a fixed income security. Generally, the longer the maturity and duration of a bond or fixed rate security, the more sensitive it is to this risk. Falling interest rates also create the potential for a decline in the Fund's income. Changes in monetary policy, government policy, government spending and inflation may affect the level of interest rates. These risks are greater during periods of rising inflation. In addition, a potential rise in interest rates may result in periods of volatility and increased redemptions that might require the Fund to liquidate portfolio securities at disadvantageous prices and times.

Investment Company Risk. An investment in other investment companies (including other exchange-traded funds) is subject to the risks associated with those investment companies, which include, but are not limited to, the risk that such fund's investment strategy may not produce the intended results; the risk that securities in such fund may underperform in comparison to the general securities markets or other asset classes; and the risk that the fund will be concentrated in a particular issuer, market, industry or sector, and therefore will be especially susceptible to loss due to adverse occurrences affecting that issuer, market, industry or sector. Moreover, the Fund will incur duplicative expenses from such investments, bearing its share of that fund's expenses while also paying its own advisory fees and trading costs. An ETF may also trade at a discount to its net asset value. This could, in turn, result in differences between the market price of the ETF's shares and the underlying value of those shares. The Fund will pay brokerage commissions in connection with the purchase and sale of shares of ETFs. In addition, the Fund may invest in underlying funds which invest a larger portion of their assets in one or more sectors than many other funds, and thus will be more susceptible to negative events affecting those sectors. Certain Funds may invest in affiliated funds managed by the Adviser, Alpha Architect, and/or Arin Risk Advisors. The Adviser, Alpha Architect, and/or Arin Risk Advisors may be subject to potential conflicts of interest in selecting underlying funds because the fees paid to it by certain affiliated underlying funds are higher than the fees paid by other affiliated and unaffiliated underlying funds. To the extent that the Fund invests a significant percentage of its assets in any one affiliated fund or across multiple affiliated funds, the Fund will be subject to a greater degree to the risks particular to the investment strategies employed by the Adviser Alpha Architect, and/or Arin Risk Advisors.

Investment Risk. When you sell your Shares of a Fund, they could be worth less than what you paid for them. The Funds could lose money due to short-term market movements and over longer periods during market downturns. Securities may decline in value due to factors affecting securities markets generally or particular asset classes or industries represented in the markets. The value of a security may decline due to general market conditions, economic trends or events that are not specifically related to the issuer of the security or to factors that affect a particular industry or group of industries. During a general downturn in the securities markets, multiple asset classes may be negatively affected. Therefore, you may lose money by investing in a Fund.

Large-Capitalization Companies Risk. Large-capitalization companies may trail the returns of the overall stock market. Large-capitalization stocks tend to go through cycles of doing better - or worse - than the stock market in general. These periods have, in the past, lasted for as long as several years. Larger, more established companies may be slow to respond to challenges and may grow more slowly than smaller companies.

Leverage Risk. Leverage risk refers to the potential for increased volatility and losses in a portfolio due to the use of derivatives or other financial instruments that may magnify gains and losses beyond the initial investment. The Alpha Architect Tail Risk ETF will utilize derivatives, such as options, to gain exposure to certain assets or markets with a smaller initial investment. While leveraging derivatives can amplify gains, it can also magnify losses significantly. Leverage could possibly create increased volatility for the Fund. Leveraged investments tend to be more volatile than non-leveraged ones, meaning their prices can fluctuate more sharply in response to market changes. This can lead to larger gains or losses for investors. Understanding and managing leveraged investments can be complex, requiring careful consideration of the underlying assets, leverage ratios, and associated risks. The Alpha Architect Tail Risk ETF seeks to mitigate these risks through monitoring, hedging one option contract with another (i.e., utilizing an option spread), and stress testing. Leverage may potentially amplify both gains and losses, making it a suitable strategy for investors with a high-risk tolerance and a long-term investment horizon.

The Alpha Architect High Inflation and Deflation ETF does not seek leveraged returns but as a result of the Fund's investments in underlying funds that use certain derivatives it may create investment leverage. As a result, the use of

these derivatives by the underlying funds may magnify losses to the Fund, and even a small market movement may result in significant losses to the Fund.

Management Risk. Each Fund is actively managed. A Sub-Adviser's ability to choose suitable investments and implement a Fund's investment strategies has a significant impact on the ability of the Fund to achieve its investment objectives. In addition, there is the risk that the investment process, techniques and analyses used by a Sub-Adviser will not produce the desired investment results and the Fund may lose value as a result. A Sub-Adviser evaluations and assumptions regarding investments and investment processes and techniques may not successfully achieve the Fund's investment objective given actual market trends.

Market Risk. The Fund's net asset value and investment return will fluctuate based upon changes in the value of its portfolio securities. Stock prices change daily as a result of many factors, including developments affecting the condition of both individual companies and the market in general. The price of a stock may even be affected by factors unrelated to the value or condition of its issuer, such as changes in interest rates, national and international economic and/or political conditions and general equity market conditions. In a declining stock market, prices for all companies (including those in the Fund's portfolio) may decline regardless of their long-term prospects. The Fund's performance per share will change daily in response to such factors.

Momentum Style Risk. Investing in or having exposure to securities with the highest relative momentum entails investing in securities that have had above-average recent returns. These securities may be more volatile than a broad cross-section of securities. Returns on securities that have previously exhibited momentum may be less than returns on other styles of investing or the overall stock market. Momentum can turn quickly and cause significant variation from other types of investments, and stocks that previously exhibited high momentum may not experience continued highest relative momentum. In addition, there may be periods when the momentum style is out of favor, and during which the investment performance of a Fund using a momentum strategy may suffer.

Non-Diversification Risk. The Fund is non-diversified, meaning that it is permitted to invest a larger percentage of its assets in fewer issuers than diversified funds. Thus, the Fund may be more susceptible to adverse developments affecting any single issuer held in its portfolio and may be more susceptible to greater losses because of these developments.

Options Risk.

- *Selling or Writing Options.* Writing option contracts can result in losses that exceed the seller's initial investment and may lead to additional turnover and higher tax liability. The risk involved in writing a call option is that there could be an increase in the market value of the underlying or reference asset. An underlying or reference asset may be an index, equity security, or ETF. If this occurs, the call option could be exercised and the underlying asset would then be sold at a lower price than its current market value. In the case of cash settled call options such as SPX options, the call seller would be required to purchase the call option at a price that is higher than the original sales price for such call option. Similarly, while writing call options can reduce the risk of owning the underlying asset, such a strategy limits the opportunity to profit from an increase in the market value of the underlying asset in exchange for up-front cash at the time of selling the call option. The risk involved in writing a put option is that there could be a decrease in the market value of the underlying asset. If this occurs, the put option could be exercised and the underlying asset would then be sold at a higher price than its current market value. In the case of cash settled put options, the put seller would be required to purchase the put option at a price that is higher than the original sales price for such put option.
- *Buying or Purchasing Options Risk.* If a call or put option is not sold when it has remaining value and if the market price of the underlying asset, in the case of a call option, remains less than or equal to the exercise price, or, in the case of a put option, remains equal to or greater than the exercise price, the buyer will lose its entire investment in the call or put option. Since many factors influence the value of an option, including the price of the underlying asset, the exercise price, the time to expiration, the interest rate, and the dividend rate of the underlying asset, the buyer's success in implementing an option buying strategy may depend on an ability to predict movements in the prices of individual assets, fluctuations in markets, and movements in interest rates. There is no assurance that a liquid market will exist when the buyer seeks to close out any option position. When an option is purchased to hedge against price movements in an underlying asset, the price of the option may move more or less than the price of the underlying asset.

- **Box Spread Risk.** A Box Spread is a synthetic bond created by combining different options trades that have offsetting spreads (e.g., purchases and sales on the same underlying instrument, such as an index or an ETF, but with different strike prices). If one or more of these individual option positions are modified or closed separately prior to the option contract's expiration, then the Box Spread may no longer effectively eliminate risk tied to the underlying asset's price movement. Furthermore, the Box Spread's value is derived in the market and is in part, based on the time until the options comprising the Box Spread expire and the prevailing market interest rates. If the Fund (or an underlying ETF) sells a Box Spread prior to its expiration, then the Fund may incur a loss. The Fund's ability to profit from Box Spreads is dependent on the availability and willingness of other market participants to sell Box Spreads to the Fund (or the underlying ETF) at competitive prices.
- **FLEX Options Risk.** FLEX Options are exchange-traded options contracts with uniquely customizable terms like exercise price, style, and expiration date. Due to their customization and potentially unique terms, FLEX Options may be less liquid than other securities, such as standard exchange listed options. In less liquid markets for the FLEX Options, the Fund may have difficulty closing out certain FLEX Options positions at desired times and prices. The value of FLEX Options will be affected by, among others, changes in the underlying share or equity index price, changes in actual and implied interest rates, changes in the actual and implied volatility of the underlying shares or equity index and the remaining time to until the FLEX Options expire. The value of the FLEX Options will be determined based upon market quotations or using other recognized pricing methods. During periods of reduced market liquidity or in the absence of readily available market quotations for the holdings of the Fund, the ability of the Fund to value the FLEX Options becomes more difficult and the judgment of Arin Risk Advisors (employing the fair value procedures adopted by the Board of Trustees of the Trust) may play a greater role in the valuation of the Fund's holdings due to reduced availability of reliable objective pricing data.

Periodic Reallocation Risk. Because certain Fund's portfolio will be reallocated on a periodic basis, (i) a Fund's market exposure may be affected by significant market movements promptly following its periodic reallocation market exposure may lag a significant change in the market's direction (up or down) by as long as a month if those changes first take effect at or follow closely after a periodic reconstitution. Such lags between market performance and changes to a Fund's exposure may result in significant underperformance relative to the broader equity or fixed income market.

Portfolio Size Risk. Pursuant to its methodology, the Alpha Architect Value Momentum Fund's portfolio is composed of a relatively small number of constituents. To the extent that a significant portion of the Fund's total assets is invested in a limited number of holdings, the appreciation or depreciation of any one holding of the Fund may have a greater impact on the Fund's NAV than it would if the Fund's portfolio was comprised of a greater number of constituents.

Quantitative Security Selection Risk. Data for some issuers may be less available and/or less current than data for issuers in other markets. Alpha Architect uses a quantitative model, and its processes could be adversely affected if erroneous or outdated data is utilized. In addition, securities selected using a quantitative model could perform differently from the financial markets as a whole as a result of the characteristics used in the analysis, the weight placed on each characteristic and changes in the characteristic's historical trends. The factors used in such analyses may not be predictive of a security's value and its effectiveness can change over time. These changes may not be reflected in the quantitative model. There can be no assurance that use of a quantitative model will enable the Fund to achieve positive returns or outperform the market.

Real Estate Investment Risk. Companies in the real estate sector include companies that invest in real estate, such as real estate investment trusts (REITs) and real estate management and development companies. Companies that invest in real estate are subject to the risks of owning real estate directly as well as to risks that relate specifically to the way that such companies operate, including management risk (such companies are dependent upon the management skills of a few key individuals and may have limited financial resources). Adverse economic, business or political developments affecting real estate could have a major effect on the value of an underlying fund's investments. Investing in real estate is subject to such risks as decreases in real estate values, overbuilding, increased competition and other risks related to local or general economic conditions, increases in operating costs and property taxes, changes in zoning laws, casualty or condemnation losses, possible environmental liabilities, regulatory limitations on rent, possible lack of availability of mortgage financing, market saturation, fluctuations in rental income and the value of underlying properties and extended vacancies of properties. Certain real estate securities

have a relatively small market capitalization, which may tend to increase the volatility of the market price of these securities. Real estate securities have limited diversification and are, therefore, subject to risks inherent in operating and financing a limited number of projects. Real estate securities are also subject to heavy cash flow dependency and defaults by borrowers or tenants. The Fund's investments in REITs are subject to additional risks, such as poor performance by the manager of the REIT or failure by the REIT to qualify for tax-free pass through of income under the Code.

Risk of U.S. Treasury Bills. Direct obligations of the U.S. Treasury have historically involved little risk of loss of principal if held to maturity. However, due to fluctuations in interest rates, the market value of such securities may vary.

Short Sale Risk. The Alpha Architect Value Momentum Trend ETF is subject to short sales risk. Short sales are transactions in which the Fund sells a security it does not own. The Fund must borrow the security to make delivery to the buyer. The Fund is then obligated to replace the security borrowed by purchasing the security at the market price at the time of replacement. The price at such time may be higher or lower than the price at which the security was sold by the Fund. If the underlying security goes down in price between the time the Fund sells the security and buys it back, the Fund will realize a gain on the transaction. Conversely, if the underlying security goes up in price during the period, the Fund will realize a loss on the transaction. Because the market price of the security sold short could increase without limit, the Fund could be subject to a theoretically unlimited loss. The risk of such price increases is the principal risk of engaging in short sales.

In addition, the Fund's investment performance may suffer if the Fund is required to close out a short position earlier than it had intended. This would occur if the securities lender required the Fund to deliver the securities the Fund borrowed at the commencement of the short sale and the Fund was unable to borrow the securities from another securities lender or otherwise obtain the security by other means. Moreover, the Fund may be subject to expenses related to short sales that are not typically associated with investing in securities directly, such as costs of borrowing and margin account maintenance costs associated with the Fund's open short positions. These expenses negatively impact the performance of the Fund. For example, when the Fund short sells an equity security that pays a dividend, it is obligated to pay the dividend on the security it has sold. However, a dividend paid on a security sold short generally reduces the market value of the shorted security and thus, increases the Fund's unrealized gain or reduces the Fund's unrealized loss on its short sale transaction. To the extent that the dividend that the Fund is obligated to pay is greater than the return earned by the Fund on investments, the performance of the Fund will be negatively impacted. Furthermore, the Fund may be required to pay a premium or interest to the lender of the security. The foregoing types of short sale expenses are sometimes referred to as the "negative cost of carry," and will tend to cause the Fund to lose money on a short sale even in instances where the price of the underlying security sold short does not change over the duration of the short sale.

Small- and Mid-Capitalization Company Risk. Investing in securities of small- and mid-capitalization companies involves greater risk than customarily is associated with investing in larger, more established companies. These companies' securities may be more volatile and less liquid than those of more established companies. As a result, a company's share price may be affected by poorly executed trades, even if the underlying business of the company is unchanged. These securities may have returns that vary, sometimes significantly, from the overall securities market. Small- and mid-capitalization companies are sometimes more dependent on key personnel or limited product lines than larger, more diversified companies. Often small- and mid-capitalization companies and the industries in which they focus are still evolving and, as a result, they may be more sensitive to changing market conditions.

Tax Risk. The Fund intends to qualify as a RIC under the Internal Revenue Code of 1986, as amended. However, the U.S. federal income tax treatment of certain aspects of the options strategy employed by the Fund are not entirely clear under existing law, including identifying the issuer of an option, and could affect such qualification. If, in any year, the Fund fails to qualify as a RIC, the Fund itself generally would be subject to U.S. federal income taxation and distributions received by its shareholders generally would be subject to further U.S. federal income taxation.

Underlying Alpha Architect ETFs Risks. The Alpha Architect Value Momentum Trend ETF invests a substantial portion of its assets in the Alpha Architect ETFs, so the Fund's investment performance is directly related to the performance of the Alpha Architect ETFs. Alpha Architect Tail Risk ETF invests its Collateral Portfolio in Alpha Architect 1-3 Month Box ETF. Each Fund's NAV will change with changes in the value of the Alpha Architect ETFs and other instruments in which the Fund invests based on their market valuations. If the investment advisory fee waiver is discontinued, an investment in a Fund may entail more costs and expenses than the combined costs and

expenses of direct investments in the Alpha Architect ETFs and the costs and expense of engaging in hedging strategies as contemplated by Alpha Architect. Additionally, absent the costs and expenses of engaging in hedging strategies, the total operating expenses of the Fund would entail more costs and expenses than the combined costs and expenses of direct investments in the Alpha Architect ETFs.

U.S. Government Securities Risk. Some U.S. Government securities, such as Treasury bills, notes, and bonds and mortgage-backed securities guaranteed by the Government National Mortgage Association (Ginnie Mae), are supported by the full faith and credit of the United States; others are supported by the right of the issuer to borrow from the U.S. Treasury; others are supported by the discretionary authority of the U.S. Government to purchase the agency's obligations; still others are supported only by the credit of the issuing agency, instrumentality, or enterprise. Although U.S. Government-sponsored enterprises may be chartered or sponsored by Congress, they are not funded by Congressional appropriations, their securities are not issued by the U.S. Treasury, their obligations are not supported by the full faith and credit of the U.S. Government, and so investments in their securities or obligations issued by them involve greater risk than investments in other types of U.S. Government securities. In addition, certain governmental entities have been subject to regulatory scrutiny regarding their accounting policies and practices and other concerns that may result in legislation, changes in regulatory oversight and/or other consequences that could adversely affect the credit quality, availability or investment character of securities issued or guaranteed by these entities.

Valuation Risk. Some portfolio holdings, potentially a large portion of the Fund's investment portfolio, may be valued on the basis of factors other than market quotations. This may occur more often in times of market turmoil or reduced liquidity. There are multiple methods that can be used to value a portfolio holding when market quotations are not readily available. The value established for any portfolio holding at a point in time might differ from what would be produced using a different methodology or if it had been priced using market quotations.

Portfolio holdings that are valued using techniques other than market quotations, including "fair valued" securities, may be subject to greater fluctuation in their valuations from one day to the next than if market quotations were used. In addition, there is no assurance that the Fund could sell or close out a portfolio position for the value established for it at any time, and it is possible that the Fund would incur a loss because a portfolio position is sold or closed out at a discount to the valuation established by the Fund at that time.

Value Style Investing Risk. A value stock may not increase in price if other investors fail to recognize the company's value or the markets favor faster-growing companies. A Fund's policy of investing in securities that may be out of favor, including turnarounds, cyclical companies, companies reporting poor earnings and companies whose share prices have declined sharply or that are less widely followed by other investors, differs from the approach followed by many other funds.

Cyclical stocks in which a Fund may invest tend to increase in value more quickly during periods of anticipated economic upturns than noncyclical stocks, but they also tend to lose value more quickly in periods of anticipated economic downturns. Companies emerging from bankruptcy may have difficulty retaining customers and suppliers. These companies may have relatively weak balance sheets and, during economic downturns, they may have insufficient cash flow to pay their debt obligations and difficulty finding additional financing needed for their operations.

FUND MANAGEMENT

Investment Adviser — Empowered Funds, LLC

Empowered Funds, LLC, dba EA Advisers, acts as each Fund’s investment adviser (the “Adviser”). The Adviser selects each Fund’s sub-adviser(s) and oversees each sub-adviser’s management of the Funds. The Adviser is located at 19 East Eagle Road Havertown, PA 19083 and is wholly-owned by Empirical Finance, LLC, dba Alpha Architect. The Adviser is registered with the Securities and Exchange Commission (“SEC”) under the Investment Advisers Act of 1940 and provides investment advisory services to the Funds and other exchange-traded funds. The Adviser was founded in October 2013.

With respect to each Fund except the Alpha Architect Tail Risk ETF, the Adviser provides trading, execution and various other administrative services and supervises the overall daily affairs of the Funds. The Adviser performs its services to the Funds pursuant to the terms of an investment advisory agreement between the Trust and the Adviser. The Adviser (or an affiliate of the Adviser) bears all of the Adviser’s own costs associated with providing these advisory services and all expenses of such Funds, except for the fee payment under the Advisory Agreements, payments under each Fund’s Rule 12b-1 Distribution and Service Plan (the “Plan”), brokerage expenses, acquired fund fees and expenses (see the exception for Alpha Architect High Inflation and Deflation ETF) (AFFE), taxes, interest (including borrowing costs), litigation expense and other non-routine or extraordinary expenses.

With respect to the Alpha Architect Tail Risk ETF, the Adviser reviews and supervises the activities of Alpha Architect and Arin Risk Advisors with respect to the Fund. Notwithstanding the delegation of discretionary authority to Arin Risk Advisors or the delegation of certain duties to Alpha Architect, the Adviser retains primary responsibility with respect to all matters relating to the Fund. The Adviser (or an affiliate of the Adviser) bears all of the Adviser’s own costs associated with providing these advisory services and all expenses of the Alpha Architect Tail Risk ETF, except for the fee payment under the Advisory Agreement, payments under the Fund’s Rule 12b-1 Distribution and Service Plan (the “Plan”), brokerage expenses, taxes (including tax-related services), interest (including borrowing costs), litigation expense (including class action-related services) and other non-routine or extraordinary expenses. The Adviser has contractually agreed to waive receipt of its management fees and/or assume expenses of the Fund, including any acquired fund fees or expenses (“AFFE”) related to the Fund’s investment in the Alpha Architect 1-3 Month Box ETF. Any AFFE associated with Fund investments in any other acquired funds are not included in the fee waiver.

Pursuant to the terms of investment advisory agreements (the “Advisory Agreements”) between the Trust and the Adviser each Fund will pay the Adviser an annual advisory fee based on its average daily net assets for the services and facilities it provides payable at the annual rates set forth in the table below:

Fund	Advisory Fee	Aggregate Advisory Fee Paid Last Fiscal Year¹
Alpha Architect U.S. Quantitative Value ETF	0.29%	\$1,018,002
Alpha Architect International Quantitative Value ETF	0.39%	\$698,963
Alpha Architect U.S. Quantitative Momentum ETF	0.29%	\$579,497
Alpha Architect International Quantitative Momentum ETF	0.39%	\$362,815
Alpha Architect Value Momentum Trend ETF	0.45% ²	\$172,558
Alpha Architect High Inflation and Deflation ETF	0.29% ³	\$32,667
Alpha Architect Tail Risk ETF	0.63% ⁴	\$571,945

1. From January 31, 2023 through September 30, 2023, the management fees for the Alpha Architect Quantitative Value ETF and the Alpha Architect Quantitative Momentum ETF were each 0.39%, and the management fees for the Alpha Architect International Quantitative Value ETF and the Alpha Architect International Quantitative Momentum ETF were each 0.49%. From October 1, 2022 through January 30, 2023, the management fees for the Alpha Architect Quantitative Value ETF and the Alpha Architect Quantitative Momentum ETF were each 0.49%, and the management fees for the Alpha Architect International Quantitative Value ETF and the Alpha Architect International Quantitative Momentum ETF were each 0.59%.
2. The Adviser has contractually agreed to waive all or a portion of its management fee of 45 basis points (0.45%) for the Alpha Architect Value Momentum Trend ETF until at least January 31, 2025 to the extent necessary to prevent (i) management fees paid to the Adviser for the Alpha Architect Value Momentum Trend ETF plus (ii) the aggregate amount of management fees paid to the Adviser for management of the Alpha Architect ETFs that are directly attributable to

the Alpha Architect Value Momentum Trend ETF's ownership of shares of the Alpha Architect ETFs, from exceeding 0.69% of the Alpha Architect Value Momentum Trend ETF's daily net assets. With respect to the Alpha Architect Value Momentum Trend ETF, the fee waiver agreement may be terminated after its expiration date only by agreement of the Adviser and the Board of Trustees. Net of waiver, the Fund paid the Adviser \$98,445 for the fiscal year ended September 30, 2023.

3. With respect to the Alpha Architect High Inflation and Deflation ETF, the Adviser has contractually agreed to waive receipt of its management fees and/or assume expenses of the Fund to the extent necessary to offset acquired fund fees and expenses so that the total annual operating expenses of the Fund (excluding payments under the Fund's Rule 12b-1 distribution and service plan (if any), brokerage expenses, taxes (including tax-related services), interest (including borrowing costs), litigation expense (including class action-related services) and other non-routine or extraordinary expenses) do not exceed 0.29% of the Fund's average daily net assets. This agreement is in effect until November 15, 2025, and it may be terminated before that date only by a majority vote of the "non-interested" trustees. Net of waiver, the Fund paid the Adviser \$30,538 for the fiscal year ended September 30, 2023.
4. The Adviser has contractually agreed to waive receipt of its management fees and/or assume expenses of the Fund so that the total annual operating expenses of the Fund, including any AFFE related to any Fund investments in the Alpha Architect 1-3 Month Box ETF, (excluding payments under the Fund's Rule 12b-1 distribution and service plan (if any), brokerage expenses, taxes (including tax-related services), interest (including borrowing costs), litigation expense (including class action-related services) and other non-routine or extraordinary expenses) do not exceed 0.63% of the Fund's average daily net assets. Any AFFE associated with investments in any acquired funds other than the Alpha Architect 1-3 Month Box ETF are not included in the fee waiver. This agreement may only be changed or terminated by a vote of the holders of a majority of the Fund's outstanding voting securities. Net of waiver, the Fund paid the Adviser \$464,245 for the fiscal period ended September 30, 2023.

The Advisory Agreement for a Fund provides that it may be terminated at any time, without the payment of any penalty, by the Board or, with respect to a Fund, by a majority of the outstanding shares of the Fund, on 60 days' written notice to the Adviser, and by the Adviser upon 60 days' written notice, and that it shall be automatically terminated if it is assigned.

Investment Sub-Adviser — Alpha Architect, LLC

The Adviser has retained Alpha Architect, LLC ("Alpha Architect"), an investment adviser registered with the SEC under the Advisers Act, to provide sub-advisory services to the Funds. Alpha Architect is located at 19 East Eagle Road Havertown, PA 19083 and is wholly-owned by Empirical Finance, LLC, dba Alpha Architect.

Alpha Architect provides investment advisory services to separately managed accounts, the Funds, and other exchange-traded funds. Alpha Architect was founded in July 2010 and is responsible for determining the investments for each Fund except the Alpha Architect Tail Risk ETF, subject to the overall supervision and oversight of the Adviser and the Board.

All Funds except the Alpha Architect Tail Risk ETF

Except for the Alpha Architect Tail Risk ETF, Alpha Architect has discretionary responsibility to select the Fund's investments in accordance with each Fund's investment objectives, policies and restrictions. Alpha Architect is not responsible for selecting broker-dealers or placing a Fund's trades. Rather, Alpha Architect constructs the overall portfolio and provides trading instructions to the Adviser, and, in turn, the Adviser is responsible for selecting broker-dealers and placing a Fund's trades.

Pursuant to the Alpha Architect sub-advisory agreement (the "Alpha Architect Sub-Advisory Agreement"), the Adviser pays Alpha Architect, a fee, which is calculated daily and paid monthly, at an annual rate based on the Fund's average daily net assets as follows:

Fund	Sub-Advisory Fee	Aggregate Sub-Advisory Fee Paid Last Fiscal Year
Alpha Architect U.S. Quantitative Value ETF	0.15%	n/a ¹
Alpha Architect International Quantitative Value ETF	0.20%	n/a ¹
Alpha Architect U.S. Quantitative Momentum ETF	0.15%	n/a ¹
Alpha Architect International Quantitative Momentum ETF	0.20%	n/a ¹
Alpha Architect Value Momentum Trend ETF	0.15%	n/a ¹
Alpha Architect High Inflation and Deflation ETF	0.15%	\$0 ²

1. Alpha Architect did not serve as a sub-adviser to the Funds in the prior fiscal year.
2. Pursuant to the arrangements between Alpha Architect, LLC and the Adviser, the Sub-Advisory fees were waived for the fiscal period of November 16, 2022 (commencement of operations) through September 30, 2023.

Alpha Architect Tail Risk ETF only

With respect to the Alpha Architect Tail Risk ETF, Alpha Architect is responsible for providing non-discretionary investment guidance and strategic investment advice to Arin with respect to Arin Risk Advisors’ investment models, subject to the overall supervision and oversight of the Adviser and the Board. Alpha Architect may also provide research or advice with respect to valuation matters and infrastructure, among other matters, as requested by the Adviser and/or Arin Risk Advisors.

Pursuant to the Alpha Architect sub-advisory agreement (the “Alpha Architect Sub-Advisory Agreement”), Alpha Architect does not receive a fee for its sub-advisory services with respect to the Alpha Architect Tail Risk ETF. Alpha Architect is compensated under a Fund sponsorship agreement between Alpha Architect, Arin Risk Advisors, and the Adviser. This arrangement is described in the “Fund Sponsor” section, below.

Investment Sub-Adviser — Arin Risk Advisors, LLC

Alpha Architect Tail Risk ETF only

The Adviser has retained Arin Risk Advisors, LLC (“Arin Risk Advisors”) to provide sub-advisory services to the Alpha Architect Tail Risk ETF. Arin Risk Advisors is located at 1100 East Hector Street, Suite 215, Conshohocken, Pennsylvania 19428-2980. Arin Risk Advisors was established in 2009 and is registered as an investment adviser with the SEC under the Advisers Act.

Pursuant to a sub-advisory agreement (the “Arin Sub-Advisory Agreement”), Arin Risk Advisors has discretion to purchase and sell securities in accordance with the Fund’s objectives, policies, and restrictions. Arin Risk Advisors continuously reviews, supervises, and administers the Fund’s investment program subject to the overall supervision and oversight of the Adviser and the Board

For its services, the Adviser pays Arin Risk Advisors, a fee, which is calculated daily and paid monthly, at an annual rate based on the Fund’s average daily net assets as follows:

Fund	Sub-Advisory Fee	Aggregate Sub-Advisory Fee Paid Last Fiscal Year
Alpha Architect Tail Risk ETF	0.30%	\$346,005

Fund Sponsors

All Funds except the Alpha Architect Tail Risk ETF

With respect to each Fund except the Alpha Architect Tail Risk ETF, the Adviser has entered into a fund sponsorship agreement with Alpha Architect, the Funds’ sponsor. Under this arrangement, Alpha Architect has agreed to provide financial support to the Funds (as described below) and, in turn, the Adviser has agreed to share with Alpha Architect a portion of profits, if any, generated by a Fund’s Advisory Fee (also as described below). Every month, the Advisory Fee, which is a unitary management fee, is calculated and paid to the Adviser.

If the amount of the unitary management fee exceeds a Fund’s operating expenses and the Adviser-retained amount, the Adviser pays the net total to Alpha Architect. The amount paid to Alpha Architect represents both the sub-advisory fee and any remaining profits from the Advisory Fee. During months where there are no profits or the funds are not sufficient to cover the entire sub-advisory fee, the sub-advisory fee is automatically waived.

If the amount of the unitary management fee is less than a Fund's operating expenses and the Adviser-retained amount, Alpha Architect is obligated to reimburse the Adviser for the shortfall.

Alpha Architect Tail Risk ETF only

With respect to the Alpha Architect Tail Risk ETF, the Adviser, Alpha Architect, and Arin Risk Advisors have entered into a fund sponsorship agreement, under which Arin Risk Advisors, as the Fund's sponsor, provides financial support to the Fund and assumes the Adviser's obligation to pay some of the Fund's expenses, including Arin Risk Advisors' own sub-advisory fee. Although Arin Risk Advisors has agreed to be responsible for paying some of the Fund's expenses, the Adviser retains the ultimate obligation to the Fund to pay them.

Every month, the Advisory Fee, which is a unitary management fee, is calculated and paid to the Adviser. If the amount of the unitary management fee exceeds the Fund's operating expenses and the Adviser-retained amount, the Adviser pays the net total to Arin Risk Advisors. The amount paid to Arin Risk Advisors represents both the sub-advisory fee and any remaining profits from the Advisory Fee. During months where there are no profits or the funds are not sufficient to cover the entire sub-advisory fee, the sub-advisory fee is automatically waived. If the amount of the unitary management fee is less than the Fund's operating expenses and the Adviser-retained amount, Arin is obligated to reimburse the Adviser for the shortfall.

Arin Risk Advisors will also pay the Adviser and Alpha Architect a portion of any such profits generated by the Fund's success based on the amount of the Fund's assets under management. These amounts will be paid out of Arin's legitimate profits.

APPROVAL OF ADVISORY AND SUB-ADVISORY AGREEMENTS

A discussion regarding the basis for the Board's approval of the Advisory Agreement with respect to the Alpha Architect U.S. Quantitative Value ETF, Alpha Architect International Quantitative Value ETF, Alpha Architect U.S. Quantitative Momentum ETF, Alpha Architect International Quantitative Momentum ETF, and Alpha Architect Value Momentum Trend ETF is available in the Funds' [Semi-Annual Report](#) for the fiscal period ended March 31, 2024.

A discussion regarding the basis for the Board's approval of the Alpha Architect Sub-Advisory Agreement with respect to the Alpha Architect U.S. Quantitative Value ETF, Alpha Architect International Quantitative Value ETF, Alpha Architect U.S. Quantitative Momentum ETF, Alpha Architect International Quantitative Momentum ETF, Alpha Architect Value Momentum Trend ETF, and Alpha Architect High Inflation and Deflation ETF will be available in the Funds' annual report for the fiscal year ending September 30, 2024.

A discussion regarding the basis for the Board's approval of the Advisory Agreement with respect to the Alpha Architect High Inflation and Deflation ETF is available in the Fund's [Semi-Annual Report](#) for the fiscal period ended March 31, 2023.

A discussion regarding the basis for the Board's approval of the Advisory Agreement and Arin Sub-Advisory Agreement with respect to the Alpha Architect Tail Risk ETF is available in the Fund's [Semi-Annual Report](#) for the fiscal period ended March 31, 2023.

A discussion regarding the basis for the Board's approval of the Alpha Architect Sub-Advisory Agreement with respect to the Alpha Architect Tail Risk ETF will be available in the Fund's annual report for the fiscal year ending September 30, 2024.

PORTFOLIO MANAGERS

Alpha Architect U.S. Quantitative Value ETF, Alpha Architect International Quantitative Value ETF, Alpha Architect U.S. Quantitative Momentum ETF, Alpha Architect International Quantitative Momentum ETF, Alpha Architect Value Momentum Trend ETF, and Alpha Architect High Inflation and Deflation ETF

Messrs. Wesley R. Gray and John Vogel are co-portfolio managers, responsible for the day-to-day management of the Alpha Architect U.S. Quantitative Value ETF, Alpha Architect International Quantitative Value ETF, Alpha Architect U.S. Quantitative Momentum ETF, Alpha Architect International Quantitative Momentum ETF, Alpha Architect Value Momentum Trend ETF, and Alpha Architect High Inflation and Deflation ETF.

Wesley R. Gray, Ph.D., is the founder and Executive Managing Member of the Adviser, which he founded in 2014, and Alpha Architect, which he founded in 2010. With respect to Alpha Architect U.S. Quantitative Value ETF, Alpha Architect International Quantitative Value ETF, Alpha Architect U.S. Quantitative Momentum ETF, Alpha

Architect International Quantitative Momentum ETF, and Alpha Architect Value Momentum Trend ETF, Dr. Gray was a portfolio manager of each Fund from its inception until 2017 and became a portfolio manager of each Fund again in 2022; from 2017 through 2022, Dr. Gray was an index manager of the respective indices that the Funds tracked. With respect to Alpha Architect High Inflation and Deflation ETF, Dr. Gray has served as a portfolio manager of the Fund since its inception.

Dr. Gray has published four books: *Embedded: A Marine Corps Adviser Inside the Iraqi Army*, *Quantitative Value: A Practitioner's Guide to Automating Intelligent Investment and Eliminating Behavioral Errors*, *DIY Financial Advisor: A Simple Solution to Build and Protect Your Wealth*, and *Quantitative Momentum: A Practitioner's Guide to Building a Momentum-Based Stock Selection System*. Since 2010, Dr. Gray has served as a finance professor at Drexel University's LeBow College of Business. In 2010, Dr. Gray received a Ph.D./M.B.A. in Finance from the University of Chicago Booth School of Business. From 2004 through 2008, Dr. Gray was a Ground Intelligence Officer in the United States Marine Corps, attaining the rank of captain. Dr. Gray graduated magna cum laude with a B.S. from the Wharton School of the University of Pennsylvania. Dr. Gray holds the Series 65 and 3 licenses.

John Vogel, Ph.D., has been a Managing Member of Alpha Architect since 2012 where he serves as the CFO, heads the research department and assists in business development and operations. With respect to Alpha Architect U.S. Quantitative Value ETF, Alpha Architect International Quantitative Value ETF, Alpha Architect U.S. Quantitative Momentum ETF, Alpha Architect International Quantitative Momentum ETF, and Alpha Architect Value Momentum Trend ETF, Dr. Vogel was a portfolio manager of each Fund from its inception until 2017 and became a portfolio manager of each Fund again in 2022; from 2017 through 2022, Dr. Vogel was an index manager of the respective indices that the Funds tracked. With respect to Alpha Architect High Inflation and Deflation ETF, Dr. Vogel has served as a portfolio manager of the Fund since its inception.

Dr. Vogel conducts research in empirical asset pricing and behavioral finance and is a co-author of *DIY Financial Advisor: A Simple Solution to Build and Protect Your Wealth*, and *Quantitative Momentum: A Practitioner's Guide to Building a Momentum-Based Stock Selection System*. His academic experience involves being an instructor and research assistant at Drexel University from September 2006 until March 2014 in both the Finance and Mathematics departments as well as an adjunct finance instructor at Villanova University since January 2015. Dr. Vogel received a Ph.D. in Finance from Drexel University. He has a M.S. in Mathematics from Drexel University, and graduated summa cum laude with a B.S. in Mathematics and Education from The University of Scranton. Dr. Vogel holds the Series 65 license.

Alpha Architect Tail Risk ETF

Messrs. Lawrence Lempert and Joseph DeSipio, each of Arin Risk Advisors, are co-portfolio managers and are jointly and primarily responsible for the day-to-day management of the Alpha Architect Tail Risk ETF since its inception in 2023.

Lawrence Lempert has been the trading director and chief compliance officer of Arin Risk Advisors since 2011. Prior to joining Arin Risk Advisors, he founded and managed Bullock Capital, LLC, a proprietary stock/option trading and market making broker dealer and previously served as a Specialist, market maker and Index options trader with Susquehanna International Group. Mr. Lempert earned a Bachelor of Science degree in Statistics and Economics from Rutgers College, a Juris Doctor from Villanova University School of Law, and a Master of Laws in Taxation from New York University School of Law.

Joseph DeSipio is the co-founder and chief market strategist of Arin Risk Advisors since the firm's founding in 2009. He previously held strategist and lead portfolio manager positions with SEI Investments, Evergreen Investments, Wachovia, and Vector Capital Management, Inc. Mr. DeSipio founded Evergreen Investments' Options Strategy Group in Philadelphia, Pennsylvania. Mr. DeSipio earned a Bachelor of Science degree from Indiana University of Pennsylvania and Master of Arts degree in Economics from Temple University. Mr. DeSipio is a CFA® charterholder. He earned the right to use the Chartered Financial Analyst designation. He is a Financial Risk Manager – Certified by the Global Association of Risk Professionals.

Messrs. Lempert and DeSipio have each served as a portfolio manager of the Predecessor Mutual Fund since its inception in August 2013.

The Funds' SAI provides additional information about the portfolio managers, including other accounts each manages, their ownership in the Funds and compensation.

OTHER SERVICE PROVIDERS

Quasar Distributors, LLC (“Distributor”) serves as the distributor of Creation Units (defined above) for the Funds on an agency basis. The Distributor does not maintain a secondary market in Shares.

U.S. Bancorp Fund Services, LLC, doing business as U.S. Bank Global Fund Services, is the administrator, fund accountant, and transfer agent for the Funds.

U.S. Bank National Association is the custodian for the Funds.

Practus, LLP, 11300 Tomahawk Creek Parkway, Suite 310, Leawood, Kansas 66211, serves as legal counsel to the Trust.

Tait, Weller & Baker, LLP, 50 South 16th Street, Suite 2900, Philadelphia, PA 19102, serves as the Funds’ independent registered public accounting firm. The independent registered public accounting firm is responsible for auditing the annual financial statements of the Funds.

THE EXCHANGE

Shares of the Funds are not sponsored, endorsed, or promoted by the Exchanges. The Exchanges are not responsible for, nor has it participated, in the determination of the timing of, prices of, or quantities of Shares of a Fund to be issued, nor in the determination or calculation of the equation by which the Shares are redeemable. The Exchanges have no obligation or liability to owners of the Shares of the Funds in connection with the administration, marketing or trading of the Shares of the Funds. Without limiting any of the foregoing, in no event shall an Exchange have any liability for any direct, indirect, special, punitive, consequential or any other damages (including lost profits) even if notified of the possibility of such damages.

BUYING AND SELLING FUND SHARES

Shares will be issued or redeemed by each Fund at NAV per Share only in Creation Units as follows: 10,000 Shares for each of Alpha Architect U.S. Quantitative Value ETF, Alpha Architect U.S. Quantitative Momentum ETF, Alpha Architect Value Momentum Trend ETF, and Alpha Architect High Inflation and Deflation ETF; and 25,000 Shares for each of Alpha Architect International Quantitative Value ETF and Alpha Architect International Quantitative Momentum ETF. Creation Units are generally issued and redeemed only in-kind for securities although a portion may be in cash.

With respect to the Alpha Architect Tail Risk ETF only, shares will be issued or redeemed by the Fund at NAV per Share only in Creation Units of 10,000 Shares. Purchases of Creation Units will primarily be in cash whereas redemptions of Creation Units will generally be in-kind and in cash.

Shares will trade on the secondary market, however, which is where most retail investors will buy and sell Shares. It is expected that only a limited number of institutional investors, called Authorized Participants or “APs,” will purchase and redeem Shares directly from the Funds. APs may acquire Shares directly from the Funds, and APs may tender their Shares for redemption directly to the Funds, at NAV per Share only in large blocks, or Creation Units. Purchases and redemptions directly with the Funds must follow the Funds’ procedures, which are described in the SAI.

Except when aggregated in Creation Units, Shares are not redeemable with the Funds.

BUYING AND SELLING SHARES ON THE SECONDARY MARKET

Most investors will buy and sell Shares in secondary market transactions through brokers and, therefore, must have a brokerage account to buy and sell Shares. Shares can be bought or sold through your broker throughout the trading day like shares of any publicly traded issuer. The Trust does not impose any redemption fees or restrictions on redemptions of Shares in the secondary market. When buying or selling Shares through a broker, you will incur customary brokerage commissions and charges, and you may pay some or all of the spread between the bid and the offered prices in the secondary market for Shares. The price at which you buy or sell Shares (*i.e.*, the market price) may be more or less than the NAV of the Shares. Unless imposed by your broker, there is no minimum dollar amount you must invest in a Fund and no minimum number of Shares you must buy.

Shares of each of the Funds are listed on the Exchange under the following symbols:

Fund	Trading Symbol
Alpha Architect U.S. Quantitative Value ETF	QVAL
Alpha Architect International Quantitative Value ETF	IVAL
Alpha Architect U.S. Quantitative Momentum ETF	QMOM
Alpha Architect International Quantitative Momentum ETF	IMOM
Alpha Architect Value Momentum Trend ETF	VMOT
Alpha Architect High Inflation and Deflation ETF	HIDE
Alpha Architect Tail Risk ETF	CAOS

The Exchange is generally open Monday through Friday and is closed for weekends and the following holidays: New Year’s Day, Martin Luther King, Jr. Day, Washington’s Birthday, Good Friday, Memorial Day, Juneteenth National Independence Day, Independence Day, Labor Day, Thanksgiving Day, and Christmas Day.

For information about buying and selling Shares on the Exchange or in the secondary markets, please contact your broker or dealer.

Book Entry. Shares are held in book entry form, which means that no stock certificates are issued. The Depository Trust Company (“DTC”), or its nominee, will be the registered owner of all outstanding Shares of the Funds and is recognized as the owner of all Shares. Participants in DTC include securities brokers and dealers, banks, trust companies, clearing corporations and other institutions that directly or indirectly maintain a custodial relationship with DTC. As a beneficial owner of Shares, you are not entitled to receive physical delivery of stock certificates or to have Shares registered in your name, and you are not considered a registered owner of Shares. Therefore, to exercise any right as an owner of Shares, you must rely on the procedures of DTC and its participants. These procedures are the same as those that apply to any stocks that you hold in book entry or “street name” through your brokerage account. Your account information will be maintained by your broker, which will provide you with account statements, confirmations of your purchases and sales of Shares, and tax information.

Your broker also will be responsible for distributing income dividends and capital gain distributions and for ensuring that you receive shareholder reports and other communications from the Funds.

Share Trading Prices. The trading prices of a Fund’s Shares may differ from the Fund’s daily NAV and can be affected by market forces of supply and demand for the Fund’s Shares, the prices of the Fund’s portfolio securities, economic conditions, and other factors.

The Exchange through the facilities of the Consolidated Tape Association or another market information provider intends to disseminate the approximate value of each Fund’s portfolio every fifteen seconds during regular U.S. trading hours. This approximate value should not be viewed as a “real-time” update of the NAV of a Fund because the approximate value may not be calculated in the same manner as the NAV, which is computed once a day. The quotations for certain investments may not be updated during U.S. trading hours if such holdings do not trade in the U.S., except such quotations may be updated to reflect currency fluctuations. The Funds are not involved in, or responsible for, the calculation or dissemination of the approximate values and make no warranty as to the accuracy of these values.

Continuous Offering. The method by which Creation Units of Shares are created and traded may raise certain issues under applicable securities laws. Because new Creation Units of Shares are issued and sold by a Fund on an ongoing basis, a “distribution,” as such term is used in the Securities Act, may occur at any point. Broker-dealers and other persons are cautioned that some activities on their part may, depending on the circumstances, result in their being deemed participants in a distribution in a manner which could render them statutory underwriters and subject them to the prospectus delivery requirements and liability provisions of the Securities Act. For example, a broker-dealer firm or its client may be deemed a statutory underwriter if it takes Creation Units after placing an order with the Distributor, breaks them down into constituent Shares and sells the Shares directly to customers or if it chooses to couple the creation of a supply of new Shares with an active selling effort involving solicitation of secondary market demand for Shares. A determination of whether one is an underwriter for purposes of the Securities Act must take into account all the facts and circumstances pertaining to the activities of the broker- dealer

or its client in the particular case, and the examples mentioned above should not be considered a complete description of all the activities that could lead to a characterization as an underwriter.

Broker-dealer firms should also note that dealers who are not “underwriters” but are effecting transactions in Shares, whether or not participating in the distribution of Shares, are generally required to deliver a prospectus. This is because the prospectus delivery exemption in Section 4(a)(3) of the Securities Act is not available in respect of such transactions as a result of Section 24(d) of the Investment Company Act of 1940, as amended (the “Investment Company Act”). As a result, broker-dealer firms should note that dealers who are not “underwriters” but are participating in a distribution (as contrasted with engaging in ordinary secondary market transactions) and thus dealing with the Shares that are part of an overallotment within the meaning of Section 4(a)(3)(C) of the Securities Act, will be unable to take advantage of the prospectus delivery exemption provided by Section 4(a)(3) of the Securities Act. For delivery of prospectuses to exchange members, the prospectus delivery mechanism of Rule 153 under the Securities Act is only available with respect to transactions on a national exchange.

ACTIVE INVESTORS AND MARKET TIMING

The Board has evaluated the risks of market timing activities by the Funds’ shareholders. The Board noted that the Funds’ Shares can be purchased and redeemed directly from a Fund only in Creation Units by APs and that the vast majority of trading in the Funds’ Shares occurs on the secondary market. Because the secondary market trades do not directly involve the Funds, it is unlikely those trades would cause the harmful effects of market timing, including dilution, disruption of portfolio management, increases in the Funds’ trading costs and the realization of capital gains. With regard to the purchase or redemption of Creation Units directly with a Fund, to the extent effected in-kind (*i.e.*, for securities), the Board noted that those trades do not cause the harmful effects (as previously noted) that may result from frequent cash trades. To the extent trades are effected in whole or in part in cash, the Board noted that those trades could result in dilution to a Fund and increased transaction costs, which could negatively impact a Fund’s ability to achieve its investment objective, although in certain circumstances (e.g., in conjunction with a reallocation of a Fund’s investments), such trades may benefit Fund shareholders by increasing the tax efficiency of a Fund. The Board also noted that direct trading by APs is critical to ensuring that a Fund’s Shares trade at or close to NAV. In addition, the Funds will impose transaction fees on purchases and redemptions of Shares to cover the custodial and other costs incurred by a Fund in effecting trades. Given this structure, the Board determined that it is not necessary to adopt policies and procedures to detect and deter market timing of the Funds’ Shares.

DISTRIBUTION AND SERVICE PLAN

Each Fund has adopted the Plan pursuant to Rule 12b-1 under the Investment Company Act. Under the Plan, a Fund may be authorized to pay distribution fees of up to 0.25% of its average daily net assets each year to the Distributor and other firms that provide distribution and shareholder services (“Service Providers”). As of the date of this Prospectus, the maximum amount payable under the Plan is set at 0% until further action by the Board. In the event 12b-1 fees are charged, over time they would increase the cost of an investment in a Fund because they would be paid on an ongoing basis.

NET ASSET VALUE

The NAV of Shares is calculated each business day as of the close of regular trading on the New York Stock Exchange (“NYSE”), generally 4:00 p.m., Eastern time.

Each Fund calculates its NAV per Share by:

- Taking the current market value of its total assets,
- Subtracting any liabilities, and
- Dividing that amount by the total number of Shares owned by shareholders.

If you buy or sell Shares on the secondary market, you will pay or receive the market price, which may be higher or lower than NAV. Your transaction will be priced at NAV only if you purchase or redeem your Shares in Creation Units.

Because securities listed on foreign exchanges may trade on weekends or other days when a Fund does not price its Shares, the NAV of the Fund, to the extent it may hold foreign securities, may change on days when shareholders will not be able to purchase or sell Shares. In particular, where all or a portion of a Fund’s underlying securities trade in a market that is closed when the market in which the Fund’s shares are listed and trading in that market is

open, there may be changes between the last quote from its closed foreign market and the value of such security during the Fund's domestic trading day. In addition, please note that this in turn could lead to differences between the market price of a Fund's shares and the underlying value of those shares.

Equity securities (other than equity or equity Index Options) that are traded on a national securities exchange, except those listed on the NASDAQ Global Market[®] ("NASDAQ") are valued at the last reported sale price on the exchange on which the security is principally traded. Securities traded on NASDAQ will be valued at the NASDAQ Official Closing Price ("NOCP"). If, on a particular day, an exchange-traded or NASDAQ security does not trade, then the most recent quoted bid for exchange traded or the mean between the most recent quoted bid and ask price for NASDAQ securities will be used. Equity securities that are not traded on a listed exchange are generally valued at the last sale price in the over-the-counter market. If a nonexchange traded security does not trade on a particular day, then the mean between the last quoted closing bid and asked price will be used.

The value of assets denominated in foreign currencies is converted into U.S. dollars using exchange rates deemed appropriate by the Fund.

Exchange-traded options (other than FLEX Options) are valued at the mean of the last quoted bid and ask prices at 4:00 p.m. eastern time as provided by a third-party pricing service from the primary exchange or the board of trade on which such options are traded. Exchange-traded options will be valued on the basis of prices provided by pricing services when such prices are reasonably believed to reflect the market value of such options and may include the use of composite or National Best Bid and Offer ("NBBO") pricing information provided by the pricing services.

FLEX Options and "European Style" options (options that cannot be exercised prior to the expiration date) that are listed on an exchange (e.g., Cboe) will typically be valued at a model-based price provided by the exchange at the official close of that exchange's trading day. However, when a FLEX Option has a same-day market trading price at the official close of that exchange's trading day (i) this same-day market trading price will be used for the FLEX Option value instead of the exchange's model-based price and (ii) the implied interest rate for such same-day market traded FLEX options shall be utilized in all model-based prices which share the same expiration date when available.

An option may be fair valued when: (i) the option does not trade on the valuation date and a reliable last quoted bid and ask price at the valuation time are not readily available or (ii) the Fund's Adviser and/or Sub-adviser or Fund management does not believe the price provided by the pricing services reflect the market value of such option.

Redeemable securities issued by open-end investment companies are valued at the investment company's applicable net asset value, with the exception of exchange-traded open-end investment companies which are priced as equity securities.

If a market price is not readily available or is deemed not to reflect market value, a Fund will determine the price of the security held by the Fund based on a determination of the security's fair value pursuant to policies and procedures approved by the Board.

To the extent a Fund holds securities that may trade infrequently, fair valuation may be used more frequently. Fair valuation may have the effect of reducing stale pricing arbitrage opportunities presented by the pricing of Shares. However, when a Fund uses fair valuation to price securities, it may value those securities higher or lower than another fund would have priced the security. Also, the use of fair valuation may cause the Shares' NAV performance to diverge from the Shares' market price and from the performance of various benchmarks used to compare a Fund's performance because benchmarks generally do not use fair valuation techniques. Because of the judgment involved in fair valuation decisions, there can be no assurance that the value ascribed to a particular security is accurate.

FUND WEBSITE AND DISCLOSURE OF PORTFOLIO HOLDINGS

The Trust maintains a website for the Funds at www.alphaarchitect.com/funds. Among other things, these websites include this Prospectus and the SAI, and will include the Funds' holdings, the Funds' last annual and semi-annual reports. The website will show each Fund's daily NAV per share, market price, and premium or discount, each as of the prior business day. The website will also show the extent and frequency of each Fund's premiums and discounts. Further, the website will include each Fund's median bid-ask spread over the most recent thirty calendar days.

Each day a Fund is open for business, the Trust publicly disseminates each Fund's full portfolio holdings as of the close of the previous day through its website at www.alphaarchitect.com/funds. A description of the Trust's policies and procedures with respect to the disclosure of the Funds' portfolio holdings is available in the Funds' SAI.

INVESTMENTS BY OTHER INVESTMENT COMPANIES

Section 12(d)(1) of the Investment Company Act restricts investments by investment companies in the securities of other investment companies, including shares of the Alpha Architect Value Momentum Trend ETF, the Alpha Architect High Inflation and Deflation ETF, and the Alpha Architect Tail Risk ETF. Registered investment companies are permitted to invest in another registered investment company, an acquired fund, beyond the limits set forth in Section 12(d)(1) of the Investment Company Act subject to certain terms and conditions set forth in Rule 12d1-4 under the Investment Company Act. However, registered investment companies generally may not rely on Rule 12d1-4 to invest in an acquired fund beyond the limits set forth in Section 12(d)(1) if the acquired fund also invests significantly in other investment companies in reliance on and compliance with the conditions set forth in Rule 12d1-4. To the extent the Alpha Architect Value Momentum Trend ETF, the Alpha Architect High Inflation and Deflation ETF, or the Alpha Architect Tail Risk ETF invests in other ETFs to a significant extent, other investment companies will not be permitted to invest in the Alpha Architect Value Momentum Trend ETF, the Alpha Architect High Inflation and Deflation ETF, or the Alpha Architect Tail Risk ETF beyond the Section 12(d)(1) limits in reliance on Rule 12d1-4. Any investment company interested in purchasing shares of the Alpha Architect Value Momentum Trend ETF, the Alpha Architect High Inflation and Deflation ETF, or the Alpha Architect Tail Risk ETF beyond the limits set forth in Section 12(d)(1) should contact the Trust.

DIVIDENDS, DISTRIBUTIONS, AND TAXES

As with any investment, you should consider how your investment in Shares will be taxed. The tax information in this Prospectus is provided as general information. You should consult your own tax professional about the tax consequences of an investment in Shares.

Unless your investment in Shares is made through a tax-exempt entity or tax-deferred retirement account, such as an IRA, you need to be aware of the possible tax consequences when:

- Your Fund makes distributions,
- You sell your Shares listed on the Exchange, and
- You purchase or redeem Creation Units.

Dividends and Distributions

Dividends and Distributions. Each Fund has elected and intends to qualify each year as a regulated investment company ("RIC") under the Internal Revenue Code of 1986, as amended (the "Code"). As a RIC, a Fund generally pays no U.S. federal income tax on the income and gains it distributes to you. Each Fund, with the exceptions of QVAL and IVAL, expects to declare and to distribute its net investment income, if any, to shareholders as dividends annually. QVAL and IVAL expect to declare and to distribute their net investment income, if any, quarterly to shareholders as dividends. Each Fund will distribute net realized capital gains, if any, at least annually. A Fund may distribute such income dividends and capital gains more frequently, if necessary, in order to reduce or eliminate U.S. federal excise or income taxes on the Fund. The amount of any distribution will vary, and there is no guarantee a Fund will pay either an income dividend or a capital gains distribution. Distributions may be reinvested automatically in additional whole Shares only if the broker through whom you purchased Shares makes such option available.

Avoid "Buying a Dividend." At the time you purchase Shares of your Fund, a Fund's NAV may reflect undistributed income, undistributed capital gains, or net unrealized appreciation in value of portfolio securities held by the Fund. For taxable investors, a subsequent distribution to you of such amounts, although constituting a return of your

investment, would be taxable. Buying Shares in a Fund just before it declares an income dividend or capital gains distribution is sometimes known as “buying a dividend.”

Taxes

Tax Considerations. Each Fund expects, based on its investment objective and strategies, that its distributions, if any, will be taxable as ordinary income, capital gain, or some combination of both. This is true whether you reinvest your distributions in additional Shares or receive them in cash. For U.S. federal income tax purposes, Fund distributions of short-term capital gains are taxable to you as ordinary income. Fund distributions of long-term capital gains are taxable to you as long-term capital gain no matter how long you have owned your Shares. A portion of income dividends reported by a Fund may be qualified dividend income eligible for taxation by certain shareholders at long-term capital gain rates provided certain holding period requirements are met.

Tax Treatment of Complex Securities. Certain of a Fund’s investments may be subject to complex provisions of the Code (including provisions relating to hedging transactions, straddles, integrated transactions, foreign currency contracts, forward foreign currency contracts, and notional principal contracts) that, among other things, may affect a Fund’s ability to qualify as a RIC, may affect the character of gains and losses realized by a Fund (e.g., may affect whether gains or losses are ordinary or capital), accelerate recognition of income to a Fund and defer losses. These rules could therefore affect the character, amount and timing of distributions to shareholders. These provisions also may require a Fund to mark to market certain types of positions in its portfolio (i.e., treat them as if they were closed out) which may cause a Fund to recognize income without it receiving cash with which to make distributions in amounts sufficient to enable such Fund to satisfy the RIC distribution requirements for avoiding U.S. federal income and excise taxes. The Funds intend to monitor its transactions, intends to make appropriate tax elections, and intend to make appropriate entries in its books and records to mitigate the effect of these rules and preserve each Fund’s qualification for treatment as a RIC.

Certain derivative investments by a Fund, such as exchange-traded products and over-the-counter derivatives, may not produce qualifying income for purposes of the qualifying income requirement described in the SAI, which must be met in order for the Fund to maintain its status as a RIC under the Code. In addition, the determination of the value and the identity of the issuer of such derivative investments are often unclear for purposes of the Asset Diversification Test described in the SAI. Each Fund intends to carefully monitor such investments to ensure that any non-qualifying income does not exceed permissible limits and to ensure that it is adequately diversified under the Asset Diversification Test. The Funds, however, may not be able to accurately predict the non-qualifying income from these investments and there are no assurances that the Internal Revenue Service (“IRS”) will agree with a Fund’s determination of the diversification requirement with respect to such derivatives. Failure of the Asset Diversification Test might also result from a determination by the IRS that financial instruments in which a Fund invests are not securities.

Each Fund is required for U.S. federal income tax purposes to mark to market and recognize as income for each taxable year its net unrealized gains and losses on certain futures and options contracts subject to Code Section 1256 (“Section 1256 Contracts”) as of the end of the year as well as those actually realized during the year. Gain or loss from Section 1256 Contracts on broad-based indexes required to be marked to market will be 60% long-term and 40% short-term capital gain or loss. Application of this rule may alter the timing and character of distributions to shareholders. A Fund may be required to defer the recognition of losses on Section 1256 Contracts to the extent of any unrecognized gains on offsetting positions held by the Fund. These provisions may also require a Fund to mark-to-market certain types of positions in its portfolio (i.e., treat them as if they were closed out), which may cause the Fund to recognize income without receiving cash with which to make distributions in amounts necessary to qualify as a RIC. Accordingly, to avoid certain U.S. federal income and excise taxes, a Fund may be required to liquidate its investments at a time when the investment adviser might not otherwise have chosen to do so.

Offsetting positions held by a Fund involving certain derivative instruments, such as options, forwards, and futures, as well as its long and short positions in portfolio securities, may be considered to constitute “straddles” for U.S. federal income tax purposes. In general, straddles are subject to certain rules that may affect the amount, character and timing of a Fund’s gains and losses with respect to the straddle positions by requiring, among other things, that: (1) any loss realized on disposition of one position of a straddle may not be recognized to the extent that the Fund has unrealized gains with respect to the other positions in straddle; (2) the Fund’s holding period in straddle positions be suspended while the straddle exists (possibly resulting in a gain being treated as short-term rather than long-term capital gain); (3) the losses recognized with respect to certain straddle positions that are part of a mixed straddle and are non-Section 1256 Contracts be treated as 60% long-term and 40% short-term capital loss; (4) losses

recognized with respect to certain straddle positions that would otherwise constitute short-term capital losses be treated as long-term capital losses; and (5) the deduction of interest and carrying charges attributable to certain straddle positions may be deferred. Various elections are available to the Funds, which may mitigate the effects of the straddle rules, particularly with respect to mixed straddles.

In general, the straddle rules described above do not apply to any straddles held by a Fund if all of the offsetting positions consist of Section 1256 Contracts. The straddle rules described above also do not apply if all the offsetting positions making up a straddle consist of one or more “qualified covered call options” and the stock to be purchased under the options and the straddle is not part of a larger straddle. A qualified covered call option is generally any option granted by a Fund to purchase stock it holds (or stock it acquires in connection with granting the option) if, among other things, (1) the option is traded on a national securities exchange that is registered with the SEC or other market the IRS determined has rules adequate to carry out the purposes of the applicable Code provision, (2) the option is granted more than 30 days before it expires, (3) the option is not a “deep-in-the-money option,” (4) such option is not granted by an options dealer in connection with the dealer’s activity of dealing in options, and (5) gain or loss with respect to the option is not ordinary income or loss. In addition, the straddle rules could cause distributions from a Fund that would otherwise constitute “qualified dividend income” or qualify for the dividends received deduction to fail to satisfy the applicable holding period requirements. To the extent a Fund writes options that are not Section 1256 Contracts, the amount of the premium received by the Fund for writing such options is likely to be entirely short-term capital gain. In addition, if such an option is closed by the Fund, any gain or loss realized as a result of closing the transaction will also generally be short-term capital gain or loss. If such an option is exercised, any gain or loss upon the sale of the underlying security pursuant to such exercise will generally be short-term or long-term capital gain or loss depending on the Fund’s holding period for the underlying security.

If a Fund enters into a “constructive sale” of any appreciated financial position in its portfolio, the Fund will be treated as if it had sold and immediately repurchased the property and must recognize gain (but not loss) with respect to that position. A constructive sale of an appreciated financial position occurs when a Fund enters into certain offsetting transactions with respect to the same or substantially identical property, including, but not limited to: (i) a short sale; (ii) an offsetting notional principal contract; (iii) a futures or forward contract; or (iv) other transactions identified in future U.S. Treasury Regulations. The character of the gain from constructive sales will depend upon a Fund’s holding period in the appreciated financial position. Losses realized from a sale of a position that was previously the subject of a constructive sale will be recognized when the position is subsequently disposed of. The character of such losses will depend upon a Fund’s holding period in the position beginning with the date the constructive sale was deemed to have occurred and the application of various loss deferral provisions in the Code. Constructive sale treatment does not apply to certain closed transactions, including if such a transaction is closed on or before the 30th day after the close of the Fund’s taxable year and the Fund holds the appreciated financial position unhedged throughout the 60-day period beginning with the day such transaction was closed.

Taxes on Sales of Shares. A sale or exchange of Shares is a taxable event and, accordingly, a capital gain or loss will generally be recognized. Currently, any capital gain or loss realized upon a sale of Shares generally is treated as long-term capital gain or loss if the Shares have been held for more than one year and as short-term capital gain or loss if the Shares have been held for one year or less. The ability to deduct capital losses may be limited.

Medicare Tax. An additional 3.8% Medicare tax is imposed on certain net investment income (including ordinary dividends and capital gain distributions received from a Fund and net gains from redemptions or other taxable dispositions of Shares) of U.S. individuals, estates, and trusts to the extent that such person’s “modified adjusted gross income” (in the case of an individual) or “adjusted gross income” (in the case of an estate or trust) exceeds a threshold amount. This Medicare tax, if applicable, is reported by you on, and paid with, your U.S. federal income tax return.

Backup Withholding. By law, if you do not provide a Fund with your proper taxpayer identification number and certain required certifications, you may be subject to backup withholding on any distributions of income, capital gains or proceeds from the sale of your Shares. A Fund also must backup withhold if the IRS instructs it to do so. When backup withholding is required, the amount will be 24% of any distributions or proceeds paid.

State and Local Taxes. Fund distributions and gains from the sale or exchange of your Shares generally are subject to applicable state and local taxes.

Taxes on Purchase and Redemption of Creation Units. An AP who exchanges equity securities for Creation Units generally will recognize a gain or a loss. The gain or loss will be equal to the difference between the market value of

the Creation Units at the time of purchase and the exchanger's aggregate basis in the securities surrendered and the cash amount paid. A person who exchanges Creation Units for equity securities generally will recognize a gain or loss equal to the difference between the exchanger's basis in the Creation Units and the aggregate market value of the securities received and the cash amount received. The IRS, however, may assert that a loss realized upon an exchange of securities for Creation Units cannot be deducted currently under the rules governing "wash sales," or on the basis that there has been no significant change in economic position. Persons exchanging securities should consult their own tax advisor with respect to whether the wash sale rules apply and when a loss might not be deductible.

Any capital gain or loss realized upon redemption of Creation Units is generally treated as long-term capital gain or loss if the Shares have been held for more than one year and as a short-term capital gain or loss if the Shares have been held for one year or less.

If a Fund redeems Creation Units in cash, it may recognize more capital gains than it would if it redeems Creation Units in-kind.

Foreign Tax Credits. If a Fund qualifies to pass through to you the tax benefits from foreign taxes it pays on its investments, and elects to do so, then any foreign taxes it pays on these investments may be passed through to you as a foreign tax credit.

Non-U.S. Investors. Non-U.S. investors may be subject to U.S. federal withholding tax at a 30% or lower treaty rate and are subject to special U.S. federal income tax certification requirements to avoid backup withholding and claim any treaty benefits. An exemption from U.S. federal withholding tax is provided for capital gain dividends paid by a Fund from long-term capital gains, if any. Interest-related dividends paid by a Fund from its qualified net interest income from U.S. sources and short-term capital gain dividends may be exempt from U.S. federal withholding provided the Fund makes certain designations and other requirements are met. Furthermore, notwithstanding such exemptions from U.S. federal withholding at the source, any such dividends and distributions of income and capital gains will be subject to U.S. federal backup withholding at a rate of 24% if you fail to properly certify that you are not a U.S. person. In addition, U.S. estate tax may apply to Shares of the Fund.

Other Reporting and Withholding Requirements. Under the Foreign Account Tax Compliance Act ("FATCA"), a Fund will be required to withhold a 30% tax on (1) income dividends paid by each Fund, and (2) possibly in the future, certain capital gain distributions and the proceeds arising from the sale of Shares paid, to certain foreign entities, referred to as foreign financial institutions or non-financial foreign entities, that fail to comply (or be deemed compliant) with extensive reporting and withholding requirements designed to inform the U.S. Department of the Treasury of U.S.-owned foreign investment accounts. A Fund may disclose the information that it receives from its shareholders to the IRS, non-U.S. taxing authorities or other parties as necessary to comply with FATCA. Withholding also may be required if a foreign entity that is a shareholder of a Fund fails to provide the Fund with appropriate certifications or other documentation concerning its status under FATCA.

Possible Tax Law Changes. At the time that this prospectus is being prepared, various administrative and legislative changes to the U.S. federal tax laws are under consideration, but it is not possible at this time to determine whether any of these changes will be made or what the changes might entail.

This discussion of "Dividends, Distributions and Taxes" is not intended or written to be used as tax advice. Because everyone's tax situation is unique, you should consult your tax professional about U.S. federal, state, local and foreign tax consequences before making an investment in a Fund.

FINANCIAL HIGHLIGHTS

The financial highlights tables are intended to help you understand each Fund's financial performance for the last five years, or if shorter, the period of the Fund's operations. Certain information reflects financial results for a single Share. The total returns in the table represent the rate that an investor would have gained (or lost) on an investment in the Funds (assuming reinvestment of all dividends and distributions). With respect to each Fund except Alpha Architect Tail Risk ETF, the information in the table below prior to the September 30, 2023 fiscal year was audited by the Fund's prior independent registered public accounting firm. With respect to the Alpha Architect Tail Risk ETF, the financial highlights tables are intended to help you understand the Fund's (and the Predecessor Mutual Fund's, as defined above) financial performance for the past five years. The Fund has adopted the performance history of the Predecessor Mutual Fund, which was operated as a mutual fund. The Predecessor Mutual Fund's financial information shown below is for the periods prior to its conversion into an exchange traded fund as part of the Reorganization. The information in the table below prior to the September 30, 2023 fiscal year was audited by the Predecessor Fund's prior independent registered public accounting firm. Information for the remaining period in the table has been audited by Tait, Weller & Baker LLP, an independent registered public accounting firm, whose report, along with the Fund's financial statements, is included in the Fund's [Annual Report](#), which is available upon request.

	Net Asset Value, Beginning of Period	Net Investment Income (Loss) ⁽¹⁾	Net Realized and Unrealized Gain (Loss) on Investments	Net Increase (Decrease) in Net Asset Value Resulting from Operations	Distributions from Net Investment Income	Return of Capital Distribution	Total Distributions	Net Asset Value, End of Period	Total Return ⁽²⁾	Net Assets, End of Period (000's)	Net Expenses ⁽³⁾⁽⁴⁾	Gross Expenses ⁽³⁾	Net Investment Income ⁽³⁾	Portfolio Turnover Rate ⁽⁵⁾⁽¹⁴⁾
Alpha Architect U.S. Quantitative Value ETF														
Year Ended September 30, 2023	\$29.18	0.78	8.00	8.78	(0.81)	-	(0.81)	\$37.15	30.39%	\$ 277,853	0.42%	0.42%	2.27%	101%
Year Ended September 30, 2022	\$34.15	0.60	(4.94)	(4.34)	(0.63)	-	(0.63)	\$29.18	-12.99%	\$ 187,902	0.49%	0.49%	1.73%	89%
Year Ended September 30, 2021	\$24.44	0.42	9.74	10.16	(0.45)	-	(0.45)	\$34.15	41.82%	\$ 213,768	0.49%	0.49%	1.33%	44%
Year Ended September 30, 2020	\$27.86	0.59	(3.51)	(2.92)	(0.50)	-	(0.50)	\$24.44	-10.52%	\$ 113,653	0.49%	0.49%	2.36%	78%
Year Ended September 30, 2019	\$31.04	0.51	(3.32)	(2.81)	(0.37)	-	(0.37)	\$27.86	-8.43%	\$ 91,941	0.59%	0.59%	1.83%	77%
Alpha Architect International Quantitative Value ETF														
Year Ended September 30, 2023	\$20.28	1.25	4.79	6.04	(2.71)	-	(2.71)	\$23.61	30.86%	\$ 151,678	0.52%	0.52%	5.36%	74%
Year Ended September 30, 2022	\$27.13	1.54	(7.72)	(6.18)	(0.67)	-	(0.67)	\$20.28	-23.33%	\$ 105,472	0.59%	0.59%	6.14%	124%
Year Ended September 30, 2021	\$24.69	0.78	2.19	2.97	(0.53)	-	(0.53)	\$27.13	12.00%	\$ 133,633	0.60%	0.60%	2.78%	103%
Year Ended September 30, 2020	\$26.76	0.58	(2.05)	(1.47)	(0.60)	-	(0.60)	\$24.69	-5.47%	\$ 92,569	0.59%	0.59%	2.26%	76%
Year Ended September 30, 2019	\$30.78	0.73	(3.99)	(3.26)	(0.76)	-	(0.76)	\$26.76	-10.46%	\$ 80,294	0.66%	0.66%	2.70%	76%
Alpha Architect U.S. Quantitative Momentum ETF														
Year Ended September 30, 2023	\$44.12	0.64	(0.91)	(0.27)	(0.73)	-	(0.73)	\$43.12	-0.71%	\$ 145,321	0.42%	0.42%	1.39%	193%
Year Ended September 30, 2022	\$49.20	0.82	(5.84)	(5.02)	(0.06)	-	(0.06)	\$44.12	-10.20%	\$ 91,339	0.49%	0.49%	1.72%	125%
Year Ended September 30, 2021	\$41.89	(0.07)	7.38	7.31	-	-	-	\$49.20	17.45%	\$ 85,114	0.49%	0.49%	(0.13%)	120%
Year Ended September 30, 2020	\$30.02	0.06	11.85	11.91	(0.02)	(0.02)	(0.04)	\$41.89	39.79%	\$ 73,308	0.49%	0.49%	0.18%	84%
Year Ended September 30, 2019	\$33.99	(0.00) ⁽⁶⁾	(3.96)	(3.96)	(0.01)	-	(0.01)	\$30.02	-11.63%	\$ 55,544	0.59%	0.59%	(0.01%)	115%
Alpha Architect International Quantitative Momentum ETF														
Year Ended September 30, 2023	\$22.87	0.95	2.16	3.11	(1.51)	-	(1.51)	\$24.47	13.50%	\$ 74,024	0.52%	0.52%	3.72%	140%
Year Ended September 30, 2022	\$34.24	1.41	(12.42)	(11.01)	(0.36)	-	(0.36)	\$22.87	-32.52%	\$ 55,451	0.59%	0.59%	4.86%	187%
Year Ended September 30, 2021	\$28.63	0.28	5.40	5.68	(0.07)	-	(0.07)	\$34.24	19.83%	\$ 71,907	0.60%	0.60%	0.84%	99%
Year Ended September 30, 2020	\$25.63	0.29	2.97	3.26	(0.26)	-	(0.26)	\$28.63	13.00%	\$ 83,024	0.59%	0.59%	1.13%	158%
Year Ended September 30, 2019	\$28.39	0.28	(2.69)	(2.41)	(0.35)	-	(0.35)	\$25.63	-8.45%	\$ 56,388	0.66%	0.66%	1.09%	135%

Alpha Architect Value Momentum Trend ETF⁽⁷⁾

Year Ended September 30, 2023	\$24.92	1.29	(3.18)	(1.89)	(0.55)	-	(0.55)	\$22.48	-7.75%	\$ 35,073	0.95%	1.14%	5.44%	49%
Year Ended September 30, 2022	\$26.69	(0.06)	(1.51)	(1.57)	(0.20)	-	(0.20)	\$24.92	-5.95%	\$ 41,366	2.12%	2.31%	(0.24%)	39%
Year Ended September 30, 2021	\$23.91	0.15	2.65	2.80	(0.02)	-	(0.02)	\$26.69	11.73%	\$ 45,639	0.28%	0.49%	0.57%	3%
Year Ended September 30, 2020	\$23.52	0.03	0.72	0.75	(0.36)	-	(0.36)	\$23.91	3.10%	\$ 49,609	1.18%	1.40%	0.14%	20%
Year Ended September 30, 2019	\$28.98	0.09	(5.43)	(5.34)	(0.12)	-	(0.12)	\$23.52	-18.43%	\$ 81,154	1.84%	2.14%	0.37%	155%

Alpha Architect High Inflation and Deflation ETF

November 16, 2022 ⁽⁸⁾ to September 30, 2023	\$24.95	1.35	(1.20)	0.15	(1.46)	-	(1.46)	\$23.64	0.69%	\$ 16,550	0.27%	0.29%	6.54%	402%
---	---------	------	--------	------	--------	---	--------	---------	-------	-----------	-------	-------	-------	------

Alpha Architect Tail Risk ETF⁽⁹⁾

March 1, 2023 to September 30, 2023 ⁽¹⁰⁾⁽¹¹⁾	\$75.76	(0.14)	5.71	5.57	-	-	-	\$81.33	7.32%	\$ 164,590	0.51% ⁽¹³⁾	0.63% ⁽¹³⁾	(0.46%)	0%
Year Ended February 28, 2023	\$83.12	(0.48)	(6.88)	(7.36)	-	-	-	\$75.76	-8.85%	\$ 124,313	0.64% ⁽¹³⁾	0.64% ⁽¹³⁾	(0.61%)	0%
Year Ended February 28, 2022 ⁽¹¹⁾	\$90.40	(0.56)	(0.64)	(1.20)	-	(6.08)	(6.08)	\$83.12	-1.47%	\$ 188,926	0.63% ⁽¹³⁾	0.63% ⁽¹³⁾	(0.63%)	0%
Year Ended February 28, 2021 ⁽¹¹⁾	\$76.32	(0.56)	19.52	18.96	(0.08)	(4.80)	(4.88)	\$90.40	24.94%	\$ 166,869	0.65% ⁽¹³⁾	0.65% ⁽¹³⁾	(0.59%)	0%
Year Ended February 29, 2020 ⁽¹¹⁾	\$76.00	0.88	1.04	1.92	(1.60)	-	(1.60)	\$76.32	2.55%	\$ 96,449	0.71% ⁽¹³⁾	0.71% ⁽¹³⁾	1.11%	457% ⁽¹²⁾
Year Ended February 28, 2019 ⁽¹¹⁾	\$84.00	0.96	(7.52)	(6.56)	(0.80)	(0.64)	(1.44)	\$76.00	-7.80%	\$ 105,671	0.83% ⁽¹³⁾	0.83% ⁽¹³⁾	1.18% ⁽¹³⁾	326%

(1) Net investment income per share represents net investment income divided by the daily average shares of beneficial interest outstanding throughout the period.

(2) All returns reflect reinvested dividends, if any, but do not reflect the impact of taxes. Total return for a period of less than one year is not annualized.

(3) For periods of less than one year, these ratios are annualized.

(4) Net expenses include effects of any reimbursement or recoupment.

(5) Portfolio turnover is not annualized and is calculated without regard to short-term securities having a maturity of less than one year. Excludes the impact of in-kind transactions.

(6) Rounds to less than \$0.005.

(7) Net and gross expenses do not include expenses of the investment companies in which the Fund invests.

(8) Commencement of operations.

(9) Effective March 22, 2023, the Alpha Architect Tail Risk ETF had a 1:8 reverse stock split. Share amounts for all periods have been adjusted to give effect to the 1:8 stock split.

(10) Alpha Architect Tail Risk ETF (the "Fund") acquired all of the assets and liabilities of the Arin Large Cap Theta Fund ("Predecessor Fund") in a reorganization on March 6, 2023. Market price returns are calculated using the official closing price of the Fund on the listing exchange as of the time that the Fund's NAV is calculated. Prior to the Fund's listing on March 6, 2023, the NAV performance of the Institutional Class Shares of the Predecessor Fund are used as proxy market price returns.

(11) Includes adjustments in accordance with accounting principles generally accepted in the United States and, consequently, the net asset values for financial reporting purposes and the returns based upon those net asset values may differ from the net asset values and returns for shareholder transactions.

(12) Portfolio turnover was calculated using the total long-term purchase amount of \$27,391. All securities considered short-term were excluded from the calculation according to prescribed rules.

(13) Includes less than 0.01%, less than 0.01%, less than 0.01%, less than 0.01%, 0.03% & 0.15% of average net assets in interest expense, respectively.

(14) Excludes impact of in-kind transactions.

If you would like more information about the Funds and the Trust, the following documents are available free, upon request:

ANNUAL/SEMI-ANNUAL REPORTS TO SHAREHOLDERS

Additional information about the Funds will be in their annual and semi-annual reports to shareholders. The [Annual Report](#) will explain the market conditions and investment strategies affecting each Fund's performance during the last fiscal year.

STATEMENT OF ADDITIONAL INFORMATION

The SAI dated January 31, 2024 (as supplemented June 21, 2024) which contains more details about the Funds, is incorporated by reference in its entirety into this Prospectus, which means that it is legally part of this Prospectus.

To receive a free copy of the latest annual or semi-annual report, or the SAI, or to request additional information about the Funds, please contact us as follows:

Call: (215) 882-9983

Write: 19 East Eagle Road
Havertown, PA 19083

Visit: www.alphaarchitect.com/funds

PAPER COPIES

Please note that paper copies of the Funds' shareholder reports will generally not be sent, unless you specifically request paper copies of the Funds' reports from your financial intermediary, such as a broker-dealer or bank. Instead, the reports will be made available on the Funds' website, and you will be notified by mail each time a report is posted and provided with a website link to access the report.

You may elect to receive all future Fund reports in paper free of charge. Please contact your financial intermediary to inform them that you wish to continue receiving paper copies of Fund shareholder reports and for details about whether your election to receive reports in paper will apply to all funds held with your financial intermediary.

INFORMATION PROVIDED BY THE SECURITIES AND EXCHANGE COMMISSION

Information about the Funds, including their reports and the SAI, has been filed with the SEC. It can be reviewed on the EDGAR database on the SEC's internet site (<http://www.sec.gov>). You can also request copies of these materials, upon payment of a duplicating fee, by electronic request at the SEC's e-mail address (publicinfo@sec.gov) or by calling the SEC at (202) 551-8090.

Investment Company Act File No. 811-22961.